



METRIE



**INTERIOR MOULDING & TRIM**

Midwest - Chicago



# WE ARE METRIE

For nearly a century, we've honed our love of beautiful millwork to deliver solutions beyond measure. Our focus on high-quality products and dedication to providing personalized support have helped us grow from a small, family-owned business into the largest supplier and manufacturer of solid wood and composite moulding in North America.

**EXCEPTIONAL  
EXPERIENCES,  
EVERY DAY**

We're more than a millwork company. We're a trusted partner serving those in the pursuit of a remarkable home.

Metrie creates high-quality, finely crafted architectural elements that help people transform houses into homes. Because we understand that when you're home, you're whole.

# EXTENSIVE REACH WITH A LOCAL FEEL

Metrie has the broad reach and supply chain expertise of an industry leader with the personal touch of a family business.

We operate six domestic manufacturing facilities between the U.S. and Canada, and we are the largest manufacturer of MDF moulding in North America.



## TAILORED SOLUTIONS

We listen to our customers to interpret trends and solve pain points so we can make it easier for them to succeed.

Our mills allow us the flexibility to provide the right solutions to the markets we serve, understanding regional differences and adhering to strict specification standards.


the  
finished  
space

Get inspired today with  
the Finished Space at  
[thefinishedspace.com](http://thefinishedspace.com)




# TABLE OF CONTENTS

- 6 ARCHITRAVES
- 9 BACK BANDS
- 10 BASEBOARDS
- 23 BASEBOARD CAPS & SHOES
- 25 CASINGS
- 45 CHAIR RAILS
- 46 COVES
- 47 CROWN ENHANCERS
- 48 CROWNS
- 60 DOOR STOPS
- 63 FLAT STOCK
- 65 HAND RAILS
- 66 JAMBS
- 67 PANEL MOULDS
- 70 STOOLS
- 71 TONGUE & GROOVE PANELING
- 72 MISCELLANEOUS
- 79 METRIE COMPLETE
- 89 INDEX



## STORAGE, HANDLING, AND PREPARATION OF ALL MOULDINGS AND S4S BOARDS

Prior to installation, it is important to acclimate your moulding and trim products by storing them in the installation space for at least 3 days. Wood and wood based products can expand and contract depending on internal and external environmental moisture levels. For best results, be sure to store products in a dry location and transport only if fully protected from water. Keep products clean from dirt and debris and finish according to paint and stain manufacturers' recommendations.



- 1 ARCHITRAVES:** In classical architecture, it described the main beam resting on the tops of the columns. Today it is often used as a decorative moulding for ornamentation or finishing at the top of windows and doors.
- 2 BASEBOARDS:** Baseboards are placed along the wall at the floor. They should be chosen to work in harmony with your casings to finish and tie the room together. Baseboards are usually thinner than the casing.
- 3 BUILD-UPS:** Combining two or more moulding profiles to create a new or custom look. Also called "stacking", Build-Ups make it easy to create the look of custom made trimwork without the high cost.
- 4 CASINGS:** Casings define the overall character of a room and are often the most visible part of the trim. They are used primarily to cover the gap between drywall and the door or window frame. Casings are generally thicker than the base mouldings.
- 5 CROWNS:** Crowns are placed along the wall at the ceiling. They come in a wide range of patterns and sizes. Crowns soften the transition from wall to ceiling while adding a distinctive look and charm to your room.

- 6 FINISH BOARDS:** Finish Boards come in either S4S (Surfaced 4 Sides) or S3S (Surfaced 3 Sides) and are used for a multitude of purposes including shelving, window liner, bases, casing, etc.
- 7 PANEL MOULDS:** Panel Moulds are used to frame wall paneling and add an accent to your walls. Often used in furniture construction.
- 8 WAINSCOT:** Wainscot is trimwork installed in the area below a chair rail. Numerous options are available including raised panel, shadow box and beaded. Combined with a chair rail and baseboard, wainscoting creates a dramatic look to any room.
- 9 WINDOW STOOLS:** Also called "window sill", a Window Stool is the surface installed below the sash of a window. Trim installed under window stool creates a distinctive look and adds a decorative touch.

# ARCHITRAVES

## ARCHITRAVES

An architrave is a form of trim used to accent the top of a doorway, window or opening. It may also be referred to as a header or pediment. High above windows and doors, architraves work to add grandeur to any space – reducing miter lines and elevating your look. A great architrave is, above all else, the dressing that’s built to impress.



**STOCK CODE**  
34112HCAPRI  
(1521781)

**DIMENSIONS**  
1 1/16" x 3 1/2" x 15'

**PRI**



**STOCK CODE**  
523M  
(1382899)

**DIMENSIONS**  
1" x 3 1/2" x 16'

**MDF/UL**

523P  
(1382900)

1 1/16" x 3 1/2" x 16'

**PFJ**



**STOCK CODE**  
5010M  
(1522026)


**DIMENSIONS**  
1 3/16" x 4 1/4" x 16'

**MDF/UL**



MDF/UL MDF/ULTRALITE O OAK MAP MAPLE FJH FJ HEMLOCK H HEMLOCK PFJ PRIMED FJ PINE FJR RAW FJ PINE  
PIN SOLID PINE PRI PRIMED FJ POPLAR PV PINE VENEER RFJ RAW FJ POPLAR PPOP PRIMED POPLAR POP POPLAR

# ARCHITRAVES



STOCK CODE  
34136CAPRI  
(1521783)

DIMENSIONS  
1 1/16" x 4 1/4" x 17'

PRI



STOCK CODE  
CTC1A1PMD12  
(1322025)

DIMENSIONS  
1 1/2" x 5" x 12'

MDF/UL



STOCK CODE  
5015M  
(1677969)

DIMENSIONS  
1 1/2" x 5 1/2" x 16'

MDF/UL

# ARCHITRAVES



**STOCK CODE**  
190DHM  
(1521466)

**DIMENSIONS**  
1 1/16" x 5 5/16" x 16'

MDF/UL



**STOCK CODE**  
5030M  
(1382895)

**DIMENSIONS**  
1 3/16" x 6 1/4" x 16'

MDF/UL



MDF/UL MDF/ULTRALITE O OAK MAP MAPLE FJH FJ HEMLOCK H HEMLOCK PFJ PRIMED FJ PINE FJR RAW FJ PINE  
PIN SOLID PINE PRI PRIMED FJ POPLAR PV PINE VENEER RFJ RAW FJ POPLAR PPOP PRIMED POPLAR POP POPLAR



## BACK BANDS




**STOCK CODE**  
280  
(1382696)

**DIMENSIONS**  
 $1\frac{1}{16}'' \times 1\frac{1}{16}'' \times 8-16'$   
FITS  $\frac{1}{2}''$  CASING

**PIN**

## BACK BANDS


A backband is used in conjunction with a casing to create a thicker, more decorative look.



**STOCK CODE**  
9701PRI  
(1522368)  
9705PRI  
(1522369)

**DIMENSIONS**  
 $\frac{3}{4}'' \times 1\frac{3}{16}'' \times 16'$   
FITS  $\frac{1}{2}''$  CASING  
 $\frac{3}{4}'' \times 1\frac{1}{16}'' \times 16'$   
FITS  $\frac{3}{4}''$  CASING


**PRI**



**STOCK CODE**  
1016POP  
(1521170)

**DIMENSIONS**  
 $\frac{3}{4}'' \times 1'' \times 6-16'$   
FITS  $\frac{1}{2}''$  CASING


**POP**



**STOCK CODE**  
2844BBP  
(1521718)

**DIMENSIONS**  
 $\frac{7}{8}'' \times 1\frac{3}{8}'' \times 16'$   
FITS  $\frac{1}{16}''$  TO  $\frac{3}{4}''$  CASING


**PFJ**



**STOCK CODE**  
281LPRI  
(1521716)

**DIMENSIONS**  
 $1\frac{1}{16}'' \times 1\frac{1}{8}'' \times 16'$   
FITS  $\frac{1}{16}''$  TO  $\frac{3}{4}''$  CASING


**PRI**



**STOCK CODE**  
3436BBPOP  
(1521789)

**DIMENSIONS**  
 $1\frac{1}{8}'' \times 1\frac{1}{16}'' \times 6-16'$   
FITS  $\frac{1}{16}''$  TO  $\frac{3}{4}''$  CASING

**POP**



**STOCK CODE**  
3652BBPOP  
(1521847)

**DIMENSIONS**  
 $1\frac{1}{8}'' \times 1\frac{5}{8}'' \times 6-16'$   
FITS  $\frac{3}{4}''$  CASING

**POP**

# BASEBOARDS

## BASEBOARDS

Great baseboards create a smooth transition from the floor to the wall, guiding you seamlessly from room to room. They work in harmony with your door and window casings, and should be slightly thinner than your casing for a proper installation.



**STOCK CODE**  
724L  
(1485006)

**DIMENSIONS**  
 $\frac{7}{16}$ " x 3" x 8-16'

PIN



**STOCK CODE**  
713P  
(1382973)

**DIMENSIONS**  
 $\frac{9}{16}$ " x 3 $\frac{1}{4}$ " x 16'

PFJ

713  
(1382972)

$\frac{9}{16}$ " x 3 $\frac{1}{4}$ " x 8-16'

PIN

# BASEBOARDS



**STOCK CODE**  
433LM  
(1484796)

**DIMENSIONS**  
1/2" x 3 1/4" x 16'

**430SM**  
(1521912)

1/2" x 4 1/4" x 16'

**MDF/UL**

**ZZ433LJ**  
(1670720)

7/16" x 3 1/4" x 16'

**PFJ**

**61**  
(1522112)

1/2" x 4 1/4" x 8-16'

**PIN**

**433LPOP**  
(1521931)

7/16" x 3 1/4" x 6-16'

**POP**

**9135PRI**  
(1522284)

3/8" x 3 1/4" x 16'

**PRI**



**STOCK CODE**  
434M  
(1521935)

**DIMENSIONS**  
1/2" x 7 1/4" x 16'

**MDF/UL**



**STOCK CODE**  
431M  
(1626196)

**DIMENSIONS**  
1/2" x 5 1/4" x 16'

**432LM**  
(1462170)

9/16" x 5 1/2" x 16'

**MDF/UL**

**432L**  
(1521918)

9/16" x 5 1/2" x 7-16'

**PIN**

**9144PRI**  
(1522293)

3/8" x 4 1/4" x 16'

**9145PRI**  
(1522294)

2 1/32" x 4 1/4" x 16'

**PRI**

# BASEBOARDS



**STOCK CODE**  
430J  
(1521908)

**DIMENSIONS**  
1<sup>3</sup>/<sub>32</sub>" x 4<sup>1</sup>/<sub>4</sub>" x 16'

431J  
(1521913)

**DIMENSIONS**  
1<sup>3</sup>/<sub>32</sub>" x 5<sup>1</sup>/<sub>4</sub>" x 16'

PFJ



**STOCK CODE**  
430M  
(1521911)

**DIMENSIONS**  
9/16" x 4<sup>1</sup>/<sub>4</sub>" x 16'

430LM  
(1382817)

**DIMENSIONS**  
9/16" x 5<sup>1</sup>/<sub>2</sub>" x 16'

MDF/UL



**STOCK CODE**  
512M  
(1496366)

**DIMENSIONS**  
1/2" x 5<sup>1</sup>/<sub>2</sub>" x 16'

MDF/UL



**STOCK CODE**  
9142PRI  
(1522290)

**DIMENSIONS**  
7/16" x 4<sup>5</sup>/<sub>16</sub>" x 16'

PRI

430FJ  
(1686869)

**DIMENSIONS**  
1<sup>3</sup>/<sub>32</sub>" x 4<sup>1</sup>/<sub>4</sub>" x 16'

431FJ  
(1688879)

**DIMENSIONS**  
1<sup>3</sup>/<sub>32</sub>" x 5<sup>1</sup>/<sub>4</sub>" x 16'

FJR

# BASEBOARDS



**STOCK CODE**  
808M  
(1485020)

**DIMENSIONS**  
 $\frac{1}{2}'' \times 4\frac{1}{4}'' \times 16'$

**813M**  
(1485024)

$\frac{1}{2}'' \times 5\frac{1}{4}'' \times 16'$

**MDF/UL**

**2808J**  
(1521710)

$\frac{9}{16}'' \times 4\frac{3}{16}'' \times 16'$

**2813J**  
(1484644)

$\frac{9}{16}'' \times 5\frac{3}{16}'' \times 16'$

**PFJ**



**STOCK CODE**  
20136CBM  
(1484561)

**DIMENSIONS**  
 $\frac{9}{16}'' \times 4\frac{1}{4}'' \times 16'$

**20168CBM**  
(1484564)

$\frac{9}{16}'' \times 5\frac{1}{4}'' \times 16'$

**20232CBM**  
(1521489)

$\frac{9}{16}'' \times 7\frac{1}{4}'' \times 16'$

**MDF/UL**

**ZZ7813J**  
(1670702)

$\frac{17}{32}'' \times 7\frac{1}{4}'' \times 16'$

**PFJ**

**9141PRI**  
(1522288)

$\frac{5}{8}'' \times 4\frac{1}{4}'' \times 16'$

**9151PRI**  
(1522297)

$\frac{5}{8}'' \times 5\frac{1}{4}'' \times 16'$

**9171PRI**  
(1485079)

$\frac{5}{8}'' \times 7\frac{1}{4}'' \times 16'$

**PRI**



**STOCK CODE**  
CVS1B2PMD16  
(1323956)

**DIMENSIONS**  
 $\frac{9}{16}'' \times 5\frac{1}{2}'' \times 16'$

**MDF/UL**

# BASEBOARDS



**STOCK CODE**  
**9290MDF**  
 (1626240)  
**9291M**  
 (1626242)

**DIMENSIONS**  
 $1/2" \times 5" \times 16'$   
 $1/2" \times 6 1/2" \times 16'$

**MDF/UL**



**STOCK CODE**  
**1683342**  
**1683343**

**DIMENSIONS**  
 $5/8" \times 5 1/4" \times 16'$   
 $5/8" \times 7 1/4" \times 16'$

**MDF/UL**



**STOCK CODE**  
**1683562**

**DIMENSIONS**  
 $5/8" \times 5 1/4" \times 16'$

**MDF/UL**

# BASEBOARDS



**STOCK CODE**  
647FJ  
(1522154)

**DIMENSIONS**  
 $\frac{9}{16}'' \times 5\frac{1}{4}'' \times 16'$

**FJR**



**STOCK CODE**  
163EM  
(1521354)

**DIMENSIONS**  
 $\frac{9}{16}'' \times 5\frac{1}{4}'' \times 16'$

**163E7M**  
(1382541)

**MDF/UL**



**STOCK CODE**  
9157PRI  
(1522301)

**DIMENSIONS**  
 $\frac{3}{8}'' \times 5\frac{3}{16}'' \times 16'$

**PRI**

# BASEBOARDS



STOCK CODE	DIMENSIONS
634M (1039610)	1/2" x 3" x 16'
623M (1566985)	1/2" x 3 1/4" x 16'
<b>MDF/UL</b>	
634LJ (1484976)	1 3/32" x 3" x 16'
633LJ (1484970)	3/8" x 3 3/16" x 16'
623J (1522126)	9/16" x 3 1/4" x 16'
<b>PFJ</b>	
634LFJ (1522137)	1 3/32" x 3" x 16'
<b>FJR</b>	

STOCK CODE	DIMENSIONS
636SO (1009127)	3/8" x 3" x 8-16'
633LO (1522134)	7/16" x 3 1/4" x 6-16'
<b>O</b>	
634L (1484974)	1 3/32" x 3" x 8-16'
623 (1382942)	9/16" x 3 1/4" x 8-16'
<b>PIN</b>	
9130PRI (1522281)	1/2" x 3 1/4" x 16'
<b>PRI</b>	

STOCK CODE	DIMENSIONS
620LM (1484952)	1/2" x 4 1/4" x 16'
<b>MDF/UL</b>	
6200 (1007218)	7/16" x 4 1/4" x 6-16'
<b>O</b>	
9140PRI (1522286)	1/2" x 4 1/4" x 16'
<b>PRI</b>	



# BASEBOARDS



**STOCK CODE**  
620J  
(1484951)

**DIMENSIONS**  
 $\frac{9}{16}'' \times 4\frac{1}{4}'' \times 16'$

PFJ

620  
(1462278)

$\frac{9}{16}'' \times 4\frac{1}{4}'' \times 8-16'$

PIN



**STOCK CODE**  
618M  
(1382932)

**DIMENSIONS**  
 $\frac{1}{2}'' \times 5\frac{1}{4}'' \times 16'$

MDF/UL

618J  
(1462277)

$\frac{9}{16}'' \times 5\frac{1}{4}'' \times 16'$

PFJ



**STOCK CODE**  
684J  
(1674420)

**DIMENSIONS**  
 $\frac{9}{16}'' \times 5\frac{1}{4}'' \times 16'$

PFJ

# BASEBOARDS



**STOCK CODE**  
663M  
(1522160)

**DIMENSIONS**  
1/2" x 3 1/4" x 16'

**MDF/UL**

663J  
(1522159)

3/16" x 3 1/4" x 16'

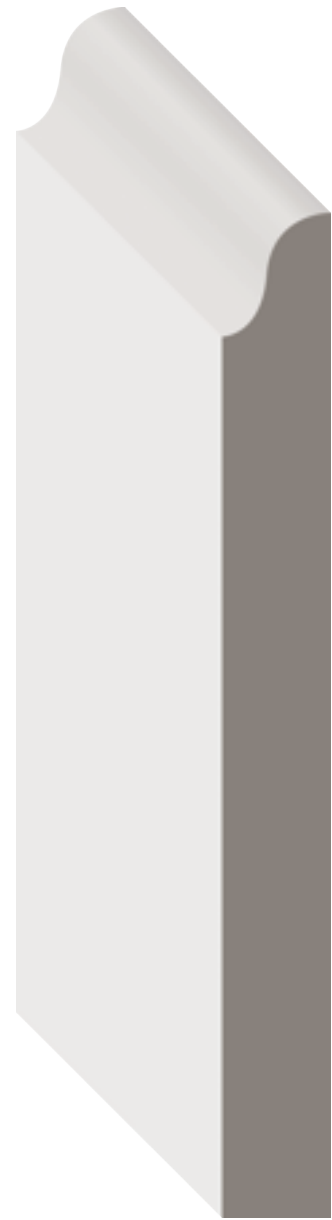
**PFJ**



**STOCK CODE**  
660J  
(1522157)

**DIMENSIONS**  
3/16" x 4 5/16" x 16'

**PFJ**



**STOCK CODE**  
658P  
(1667811)

**DIMENSIONS**  
3/16" x 5 1/4" x 16'

**PFJ**

658FJ  
(1522156)

3/16" x 5 1/4" x 16'

**FJR**

658  
(1522155)

3/16" x 5 1/4" x 8-16'

**PIN**

# BASEBOARDS



**STOCK CODE**  
**CVS2B1PMD16**  
 (1324433)

**DIMENSIONS**  
 $\frac{3}{4}'' \times 5\frac{1}{2}'' \times 16'$

**CVS2B2PMD16**  
 (1324436)

**MDF/UL**



**STOCK CODE**  
**CFF1B2PMD16**  
 (1318184)

**DIMENSIONS**  
 $1\frac{9}{32}'' \times 5\frac{1}{2}'' \times 16'$

**MDF/UL**



**STOCK CODE**  
**20168EBM**  
 (1484565)

**DIMENSIONS**  
 $\frac{9}{16}'' \times 5\frac{1}{4}'' \times 16'$

**MDF/UL**

**9152PRI**  
 (1393335)

**PRI**

# BASEBOARDS



STOCK CODE  
207M  
(1382651)

DIMENSIONS  
9/16" x 7 1/4" x 16'

MDF/UL



STOCK CODE  
20232EBM  
(1484570)

DIMENSIONS  
9/16" x 7 1/4" x 16'

MDF/UL

9172PRI  
(1393334)

5/8" x 7 1/4" x 16'

PRI



STOCK CODE  
412M  
(1416129)

DIMENSIONS  
9/16" x 4 1/4" x 16'

MDF/UL

# BASEBOARDS



**STOCK CODE**  
526M  
(1416208)

**DIMENSIONS**  
 $\frac{9}{16}'' \times 5\frac{1}{4}'' \times 16'$

MDF/UL



**STOCK CODE**  
8263M  
(1341833)

**DIMENSIONS**  
 $\frac{9}{16}'' \times 6\frac{1}{2}'' \times 16'$

MDF/UL

# BASEBOARDS



**STOCK CODE**  
2009J  
(1521473)

**DIMENSIONS**  
9/16" x 5 1/4" x 16'

PFJ

2010  
(1521479)

9/16" x 1 5/8" x 8-16'

2009  
(1521472)

9/16" x 5 1/4" x 8-16'

PIN



**STOCK CODE**  
1680072

**DIMENSIONS**  
5/8" x 4 1/4" x 16'

MDF/UL

# CAPS


Baseboard caps are traditionally installed on top of an eased or square edge baseboard to add height and a decorative element.



STOCK CODE  
1673351

DIMENSIONS  
 $\frac{3}{4}'' \times 1'' \times 8-16'$


PIN



STOCK CODE  
163P  
(1382557)

DIMENSIONS  
 $1\frac{1}{16}'' \times 1\frac{3}{8}'' \times 16'$

PFJ



STOCK CODE  
166P  
(1382566)

DIMENSIONS  
 $\frac{5}{8}'' \times 1\frac{1}{4}'' \times 16'$

PFJ

166L  
(1521363)

$1\frac{1}{16}'' \times 1\frac{1}{4}'' \times 6-16'$

PIN



STOCK CODE  
2148CBPOP  
(1521506)

DIMENSIONS  
 $1\frac{1}{16}'' \times 1\frac{1}{2}'' \times 6-16'$

POP

# BASEBOARD CAPS & SHOES

## SHOES

Base shoes are versatile profiles that work to solve numerous moulding and trim needs. Base shoes are primarily used to trim flooring materials and are often used in combination with a traditional baseboard to conceal variations between the flooring and the base.



**STOCK CODE**  
1260  
(1394234)

**DIMENSIONS**  
1/2" x 3/4" x 8-16'

O



**STOCK CODE**  
126F08  
(1382466)

**DIMENSIONS**  
1/2" x 3/4" x 8'

126  
(1461861)

PIN



**STOCK CODE**  
129P  
(1382479)

**DIMENSIONS**  
7/16" x 11/16" x 16'

126J  
(1521266)

1/2" x 3/4" x 16'


PFJ



**STOCK CODE**  
1544824

**DIMENSIONS**  
15/32" x 1 1/2" x 16'

PRI



**STOCK CODE**  
ZZ128P  
(1673912)

**DIMENSIONS**  
7/16" x 3/4" x 16'

PFJ

126POP  
(1484260)

1/2" x 3/4" x 6-16'

POP



# CASINGS

Casing is used generously in spaces and is often the most visible moulding in a room. Casings are primarily used to go around a door or window, covering the gap between drywall and the door or window frame. Casings are generally thicker than base mouldings, they bring a room together: left to right, top to bottom. And like any framing element, the options are endless, from build-ups of multiple pieces to full wraps. With casings, there is no wrong way, only your way.



**STOCK CODE**  
327J  
(1484666)

**DIMENSIONS**  
1<sup>1</sup>/<sub>16</sub>" x 2<sup>1</sup>/<sub>4</sub>" x 14'

PFJ

327  
(1382723)

1<sup>1</sup>/<sub>16</sub>" x 2<sup>1</sup>/<sub>4</sub>" x 7-16'

327F07  
(1382724)

1<sup>1</sup>/<sub>16</sub>" x 2<sup>1</sup>/<sub>4</sub>" x 7'

PIN



**STOCK CODE**  
324  
(1521753)

**DIMENSIONS**  
1<sup>1</sup>/<sub>16</sub>" x 2<sup>1</sup>/<sub>4</sub>" x 7-16'

324F07  
(1521754)

1<sup>1</sup>/<sub>16</sub>" x 2<sup>1</sup>/<sub>4</sub>" x 7'

PIN



**STOCK CODE**  
327HO  
(1484668)

**DIMENSIONS**  
9<sup>1</sup>/<sub>16</sub>" x 2<sup>1</sup>/<sub>4</sub>" x 6-16'

O

329L  
(1521773)

9<sup>1</sup>/<sub>16</sub>" x 2<sup>3</sup>/<sub>4</sub>" x 7-16'

PIN

# CASINGS



STOCK CODE	DIMENSIONS
473LMDF (1521994)	9/16" x 2 1/4" x 16'
473LMF07 (1521995)	9/16" x 2 1/4" x 7'
472M (1521989)	9/16" x 2 1/2" x 16'

MDF/UL

473J (1521992)	17/32" x 2 1/4" x 14'
473JF07 (1637341)	17/32" x 2 1/4" x 7'
472J (1462205)	9/16" x 2 1/2" x 16'
472JI86 (1681739)	9/16" x 2 1/2" x 86"

PFJ

473FJF07 (1427577)	9/16" x 2 1/4" x 7'
-----------------------	---------------------

FJR

STOCK CODE	DIMENSIONS
472 (1382865)	9/16" x 2 1/2" x 7-16'

PIN

473POP (1521998)	9/16" x 2 1/4" x 6-16'
473POPF07 (1521999)	9/16" x 2 1/4" x 7'

POP

473PRI (1522000)	9/16" x 2 1/4" x 14'
473PRIF07 (1522001)	9/16" x 2 1/4" x 7'
9025PRI (1522249)	5/8" x 2 1/2" x 14'

PRI

STOCK CODE	DIMENSIONS
433FJ (1521927)	9/16" x 3 1/4" x 16'

FJR

9933PRI (1522393)	1/2" x 3 1/2" x 15'
----------------------	---------------------

PRI



**STOCK CODE**  
14E2ELM  
(1484349)

**DIMENSIONS**  
1<sup>1</sup>/<sub>16</sub>" x 3<sup>1</sup>/<sub>2</sub>" x 16'

MDF/UL

413FJ  
(1521894)

413FJI87  
(1684557)

1<sup>1</sup>/<sub>16</sub>" x 3<sup>1</sup>/<sub>4</sub>" x 16'

1<sup>1</sup>/<sub>16</sub>" x 3<sup>1</sup>/<sub>4</sub>" x 87"

FJR

413LPRI  
(1521900)

3/4" x 3<sup>1</sup>/<sub>4</sub>" x 174"

PRI



**STOCK CODE**  
471LM  
(1484829)

**DIMENSIONS**  
5/8" x 2<sup>3</sup>/<sub>4</sub>" x 16'

MDF/UL



**STOCK CODE**  
1015SM  
(1010314)

**DIMENSIONS**  
5/8" x 3<sup>1</sup>/<sub>2</sub>" x 16'

MDF/UL

412P  
(1382811)

1<sup>1</sup>/<sub>16</sub>" x 3<sup>1</sup>/<sub>2</sub>" x 16'

PFJ

# CASINGS



STOCK CODE  
432M  
(1484791)

DIMENSIONS  
1/2" x 3 1/2" x 16'

MDF/UL

432J  
(1382823)

9/16" x 3 1/2" x 16'

432J190  
(1693810)

9/16" x 3 1/2" x 90"

PFJ

432  
(1382818)

9/16" x 3 1/2" x 7-16'

PIN

433RPRI  
(1521933)

7/16" x 3 1/4" x 16'

PRI



STOCK CODE  
CTC1C2PMD16  
(1675160)

DIMENSIONS  
1" x 3 1/2" x 16'

MDF/UL



STOCK CODE  
1002PRI  
(1521161)

DIMENSIONS  
3/4" x 3" x 174"

PRI



STOCK CODE	DIMENSIONS
9037PRI (1522268)	$5/8" \times 3 1/4" \times 15'$
9037PRII90 (1522270)	$5/8" \times 3 1/4" \times 90"$

PRI



STOCK CODE	DIMENSIONS
444NP (1521953)	$1 1/16" \times 3 1/4" \times 15'$

PFJ

444NFJ (1521952)	$1 1/16" \times 3 1/4" \times 16'$
---------------------	------------------------------------

FJR

444N (1382834)	$1 1/16" \times 3 1/4" \times 6-16'$
-------------------	--------------------------------------

444 (1382833)	$1 1/16" \times 3 1/2" \times 7-16'$
------------------	--------------------------------------

PIN

# CASINGS



STOCK CODE	DIMENSIONS	
356M (1382744)	5/8" x 2 1/4" x 14'	
356MF07 (1382745)	5/8" x 2 1/4" x 7'	
<b>MDF/UL</b>		
356J (1484686)	2 1/32" x 2 1/4" x 14'	
356JF07 (1484687)	2 1/32" x 2 1/4" x 7'	
<b>PFJ</b>		
356FJ (1521812)	2 1/32" x 2 1/4" x 14'	
356FJF07 (1521813)	2 1/32" x 2 1/4" x 7'	
<b>FJR</b>		
356XO (1009457)	5/8" x 2 1/4" x 6-16'	
356XOF07 (1462122)	5/8" x 2 1/4" x 7'	
<b>O</b>		

STOCK CODE	DIMENSIONS	
356F07 (1382742)	2 1/32" x 2 1/4" x 7'	
356 (1462115)	2 1/32" x 2 1/4" x 7-16'	
351 (1462106)	1 1/16" x 2 1/2" x 7-16'	
355 (1521802)	9/16" x 2 3/4" x 7-16'	
<b>PIN</b>		
9000PRI (1522242)	9/16" x 2 1/4" x 14'	
9000PRIF07 (1522243)	9/16" x 2 1/4" x 7'	
<b>PRI</b>		

STOCK CODE	DIMENSIONS	
444LM190 (1484807)	1 1/16" x 3 1/4" x 90"	
444LM (1521948)	1 1/16" x 3 1/4" x 16'	
<b>MDF/UL</b>		
444LJ (1382835)	1 1/16" x 3 1/4" x 16'	
444LJ190 (1521947)	1 1/16" x 3 1/4" x 90"	
<b>PFJ</b>		
444O190 (1484814)	5/8" x 3 1/4" x 90"	
444O (1521954)	5/8" x 3 1/4" x 6-16'	
<b>O</b>		
444L (1521942)	1 1/16" x 3 1/4" x 7-16'	
444LI90 (1521944)	1 1/16" x 3 1/4" x 90"	
<b>PIN</b>		



**STOCK CODE**  
**368POPF07**  
 (1007475)

**DIMENSIONS**  
 $\frac{1}{2}'' \times 2\frac{1}{4}'' \times 7'$

**368POP**  
 (1521870)

$\frac{1}{2}'' \times 2\frac{1}{4}'' \times 6-16'$


POP



**STOCK CODE**  
**332**  
 (1521777)

**DIMENSIONS**  
 $1\frac{1}{16}'' \times 2\frac{1}{4}'' \times 7-16'$

PIN



**STOCK CODE**  
**9832PRI**  
 (1522380)

**DIMENSIONS**  
 $\frac{3}{4}'' \times 3\frac{1}{2}'' \times 16'$

PRI

# CASINGS



**STOCK CODE**  
4390  
(1521936)

**DIMENSIONS**  
 $\frac{5}{8}$ " x  $3\frac{7}{16}$ " x 6-16'

**O**



**STOCK CODE**  
448P186  
(1684497)  
448P  
(1684005)

**DIMENSIONS**  
 $1\frac{1}{16}$ " x  $3\frac{1}{4}$ " x 86"

$1\frac{1}{16}$ " x  $3\frac{1}{4}$ " x 17'

**PFJ**



**STOCK CODE**  
364J  
(1521842)  
364JI88  
(1521844)

**DIMENSIONS**  
 $\frac{5}{8}$ " x  $3\frac{7}{32}$ " x 16'

$\frac{5}{8}$ " x  $3\frac{7}{32}$ " x 88"

**PFJ**



**STOCK CODE**  
9053M  
(1383045)

**DIMENSIONS**  
1" x  $4\frac{1}{2}$ " x 16'

**MDF/UL**



# CASINGS



**STOCK CODE**  
**CVS2C1PMD16**  
 (1675700)

**DIMENSIONS**  
 1" x 3 1/2" x 16'

**CVS2C2PMD16**  
 (1391329)

**MDF/UL**



**STOCK CODE**  
**360LP**  
 (1521840)

**DIMENSIONS**  
 5/8" x 3 1/4" x 16'

**PFJ**



**STOCK CODE**  
**9931PRI**  
 (1522391)

**DIMENSIONS**  
 5/8" x 3 1/2" x 15'

**PRI**

# CASINGS



**STOCK CODE**  
449J  
(1521968)

**DIMENSIONS**  
1 1/16" x 3 1/2" x 16'

**PFJ**



**STOCK CODE**  
366M  
(1382768)

**DIMENSIONS**  
9/16" x 2 1/4" x 14'

**366MI85**  
(1382769)

9/16" x 2 1/4" x 85"

**MDF/UL**

**366J**  
(1484734)

1 1/16" x 2 1/4" x 14'

**366JI86**  
(1521855)

1 1/16" x 2 1/4" x 86"

**PFJ**

**366**  
(1382766)

1 1/16" x 2 1/4" x 7-16'

**366F07**  
(1382767)

1 1/16" x 2 1/4" x 7'

**PIN**



**STOCK CODE**  
9036PRI  
(1522267)

**DIMENSIONS**  
3/4" x 3 1/2" x 16'

**PRI**

# CASINGS



STOCK CODE	DIMENSIONS
420M (1484776)	$1\frac{1}{16}'' \times 2\frac{3}{4}'' \times 16'$
420MI90 (1521903)	$1\frac{1}{16}'' \times 2\frac{3}{4}'' \times 90''$
1064587	$1\frac{1}{16}'' \times 3\frac{1}{4}'' \times 8'$
421M (1484777)	$1\frac{1}{16}'' \times 3\frac{1}{4}'' \times 16'$
421MI90 (1521905)	$1\frac{1}{16}'' \times 3\frac{1}{4}'' \times 90''$

MDF/UL

421J (1673376)	$1\frac{1}{16}'' \times 3\frac{1}{4}'' \times 16'$
421JI90 (1693809)	$1\frac{1}{16}'' \times 3\frac{1}{4}'' \times 90''$

PFJ

421FJ (1688653)	$1\frac{1}{16}'' \times 3\frac{1}{4}'' \times 16'$
421FJI86 (1688737)	$1\frac{1}{16}'' \times 3\frac{1}{4}'' \times 86''$

FJR

9022PRI (1522245)	$\frac{3}{4}'' \times 2\frac{3}{4}'' \times 15'$
----------------------	--

PRI



STOCK CODE	DIMENSIONS
682M (1484991)	$1'' \times 3\frac{1}{4}'' \times 16'$

MDF/UL



STOCK CODE	DIMENSIONS
1683560	$\frac{3}{4}'' \times 3\frac{1}{4}'' \times 16'$

MDF/UL

# CASINGS



**STOCK CODE**  
18M112ULCAM  
(1485125)

**DIMENSIONS**  
1 1/16" x 3 1/2" x 16'

**MDF/UL**



**STOCK CODE**  
9038PRI  
(1522271)

**DIMENSIONS**  
1 1/16" x 3 1/2" x 15'

**PRI**



**STOCK CODE**  
9831PRI  
(1522376)

**DIMENSIONS**  
1 1/16" x 3 1/4" x 16'

**PRI**

# CASINGS



**STOCK CODE**  
**445LM**  
 (1462186)  
**445LMF08**  
 (1521961)

**DIMENSIONS**  
 $1\frac{1}{16}'' \times 3\frac{1}{4}'' \times 16'$

$1\frac{1}{16}'' \times 3\frac{1}{4}'' \times 8'$

**MDF/UL**



**STOCK CODE**  
**445J187**  
 (1382849)  
**445J**  
 (1521956)

**DIMENSIONS**  
 $1\frac{1}{16}'' \times 3\frac{1}{4}'' \times 87''$

$1\frac{1}{16}'' \times 3\frac{1}{4}'' \times 16'$

**PFJ**



**STOCK CODE**  
**130P**  
 (1521294)

**DIMENSIONS**  
 $1\frac{1}{16}'' \times 3\frac{1}{2}'' \times 16'$

**PFJ**

# CASINGS



**STOCK CODE**  
97M  
(1383100)

**DIMENSIONS**  
1" x 3 1/2" x 16'

**MDF/UL**



**STOCK CODE**  
9024PRI  
(1522248)

**DIMENSIONS**  
3/4" x 2 1/2" x 15'

**PRI**



**STOCK CODE**  
350LJ  
(1521799)

**DIMENSIONS**  
5/8" x 3 1/2" x 15'

**PFJ**



STOCK CODE  
411M  
(1484763)

DIMENSIONS  
 $1\frac{1}{16}'' \times 3'' \times 16'$

MDF/UL



STOCK CODE  
474J  
(1484835)

DIMENSIONS  
 $1\frac{1}{16}'' \times 2\frac{3}{4}'' \times 15'$

PFJ



STOCK CODE  
447FJ  
(1521965)

DIMENSIONS  
 $1\frac{1}{16}'' \times 3\frac{1}{4}'' \times 16'$

FJR

# CASINGS



**STOCK CODE**

347FJ  
(1521795)

347FJF07  
(1673768)

**DIMENSIONS**

$5/8" \times 2^{3/16}" \times 14'$

$5/8" \times 2^{3/16}" \times 7'$

FJR



**STOCK CODE**

711J  
(1484995)

**DIMENSIONS**

$3/4" \times 2^{3/4}" \times 15'$

PFJ



**STOCK CODE**

2488CAM  
(1484621)

**DIMENSIONS**

$1^{1/16}" \times 2^{3/4}" \times 16'$

MDF/UL

2488CAJ  
(1484620)

$1^{1/16}" \times 2^{3/4}" \times 14'$

2488CAJI88  
(1521641)

$1^{1/16}" \times 2^{3/4}" \times 88"$

PFJ



# CASINGS



**STOCK CODE**  
24112CCAM  
(1484612)

**DIMENSIONS**  
 $1\frac{1}{16}'' \times 3\frac{1}{2}'' \times 16'$

**MDF/UL**

**24112CCLJ**  
(1521577)

$\frac{5}{8}'' \times 3\frac{1}{2}'' \times 15'$

**PFJ**

**9031PRI**  
(1522255)

$1\frac{1}{16}'' \times 3\frac{1}{2}'' \times 16'$

**PRI**



**STOCK CODE**  
215M  
(1521508)

**DIMENSIONS**  
 $1\frac{1}{16}'' \times 3\frac{1}{2}'' \times 16'$

**MDF/UL**



**STOCK CODE**  
2496J  
(1521649)

**DIMENSIONS**  
 $1\frac{1}{16}'' \times 3'' \times 16'$

**2496JI90**  
(1521650)

$1\frac{1}{16}'' \times 3'' \times 90''$

**PFJ**

# CASINGS



**STOCK CODE**  
24112PCAM  
(1382678)

**DIMENSIONS**  
1 1/16" x 3 1/2" x 16'

24112PCAMI90  
(1686129)

**DIMENSIONS**  
1 1/16" x 3 1/2" x 90"

MDF/UL



**STOCK CODE**  
24112PCAJ  
(1521583)

**DIMENSIONS**  
1 1/16" x 3 7/16" x 16'

24112PCAJI90  
(1521585)

**DIMENSIONS**  
1 1/16" x 3 7/16" x 90"

PFJ

9035PRI  
(1393332)

**DIMENSIONS**  
1 1/16" x 3 1/2" x 16'

PRI



**STOCK CODE**  
9090M  
(1039485)


**DIMENSIONS**  
5/8" x 3" x 16'

9091M  
(1039352)

**DIMENSIONS**  
5/8" x 3 1/2" x 16'

MDF/UL

# CASINGS



STOCK CODE  
1683344  
1683345

DIMENSIONS  
 $\frac{3}{4}'' \times 2\frac{3}{4}'' \times 16'$   
 $\frac{3}{4}'' \times 3\frac{1}{2}'' \times 16'$

MDF/UL



STOCK CODE  
CVS1C2PMD16  
(1390847)

DIMENSIONS  
 $\frac{3}{4}'' \times 3\frac{1}{2}'' \times 16'$

MDF/UL



STOCK CODE  
9032PRI  
(1393329)

DIMENSIONS  
 $\frac{3}{4}'' \times 3\frac{1}{2}'' \times 16'$

PRI

# CASINGS



**STOCK CODE**  
24112CAM  
(1521566)

**DIMENSIONS**  
1 1/16" x 3 1/2" x 16'

MDF/UL

24112CAJ  
(1484610)

1 1/16" x 3 1/2" x 16'

PFJ



**STOCK CODE**  
CFF1C1PMD16  
(1675148)

**DIMENSIONS**  
3/4" x 2 3/4" x 16'

MDF/UL



**STOCK CODE**  
CFF1C2PMD16  
(1675149)

**DIMENSIONS**  
3/4" x 3 1/2" x 16'

MDF/UL



**STOCK CODE**  
1680076

**DIMENSIONS**  
3/4" x 2 3/4" x 16'

MDF/UL

# CHAIR RAILS

Chair rail creates a beautiful room accent that's practical, yet decorative. Applied to a wall anywhere from 24 to 72 inches up from the floor, they can be used to protect the wall from scuffs and dents from the backs of chairs. The chair rail runs along the wall, parallel with the baseboard and is often paired with a wainscot treatment.



**STOCK CODE**  
390LM  
(1382795)

**DIMENSIONS**  
1 1/16" x 2 7/16" x 16'

MDF/UL

**STOCK CODE**  
390J  
(1484754)

**DIMENSIONS**  
1 1/16" x 2 5/8" x 16'

PFJ

**STOCK CODE**  
390  
(1382794)

**DIMENSIONS**  
1 1/16" x 2 5/8" x 8-16'

PIN



**STOCK CODE**  
32104CHM  
(1521739)

**DIMENSIONS**  
1" x 3 1/4" x 16'

MDF/UL

**STOCK CODE**  
32104CHPRI  
(1393325)

**DIMENSIONS**  
1" x 3 1/4" x 16'

PRI



**STOCK CODE**  
1683346

**DIMENSIONS**  
5/8" x 3" x 16'

MDF/UL

# COVES

## COVES

A cove is most commonly used to soften the transition on inside corners but may be used for a wide range of applications.



**STOCK CODE**  
85  
(1462367)  
84L  
(1383011)

**DIMENSIONS**  
 $\frac{9}{16}'' \times 1\frac{3}{4}'' \times 8-16'$   
 $\frac{9}{16}'' \times 2\frac{1}{4}'' \times 8-16'$

**PIN**



**STOCK CODE**  
96LPOP  
(1522367)

**DIMENSIONS**  
 $\frac{1}{2}'' \times \frac{3}{4}'' \times 6-16'$

**POP**



**STOCK CODE**  
100P  
(1448202)

**DIMENSIONS**  
 $1\frac{1}{16}'' \times 1\frac{1}{16}'' \times 16'$

**PFJ**

**100**  
(1382340)

$1\frac{1}{16}'' \times 1\frac{1}{16}'' \times 8-16'$

**PIN**



**STOCK CODE**  
90  
(1485103)

**DIMENSIONS**  
 $1\frac{1}{16}'' \times 1\frac{1}{8}'' \times 8-16'$

**PIN**



**STOCK CODE**  
930  
(1522333)

**DIMENSIONS**  
 $\frac{3}{4}'' \times \frac{3}{4}'' \times 6-16'$

**O**

**101**  
(1484114)

$\frac{1}{2}'' \times \frac{1}{2}'' \times 8-16'$

**93**  
(1383060)

$\frac{3}{4}'' \times \frac{3}{4}'' \times 8-16'$

**PIN**

**93PRI**  
(1522335)

$\frac{3}{4}'' \times \frac{3}{4}'' \times 16'$

**PRI**

## CROWN ENHANCERS

Shingle mould, also known as rake mould is traditionally used on the rake of a building or around exterior window frames. May also be used in applications similar to panel moulds.



**STOCK CODE**  
2480CBP  
(1394149)


**DIMENSIONS**  
1<sup>1</sup>/<sub>16</sub>" x 2<sup>7</sup>/<sub>16</sub>" x 16'

PFJ

# CROWNS

## CROWNS


Crown moulding is versatile. Designed to sit at an angle between the wall and ceiling, it can be used as part of the mantel on a fireplace surround, integrated into the architrave or header over a door or window, or to encase the top of a column.



**STOCK CODE**  
60P  
(1522111)

**DIMENSIONS**  
9/16" x 1 3/4" x 16'

PFJ



**STOCK CODE**  
74  
(1405323)

**DIMENSIONS**  
9/16" x 1 3/4" x 8-16'

PIN



# CROWNS



**STOCK CODE**  
2153M  
(1394376)

**DIMENSIONS**  
 $\frac{3}{4}'' \times 5\frac{1}{4}'' \times 16'$

**MDF/UL**



**STOCK CODE**  
505M  
(1394567)

**DIMENSIONS**  
 $1'' \times 7'' \times 16'$

**MDF/UL**

# CROWNS



**STOCK CODE**  
**519M**  
 (1484867)

**DIMENSIONS**  
 $9/16" \times 4\ 1/4" \times 16'$

**MDF/UL**



**STOCK CODE**  
**414P**  
 (1645815)

**DIMENSIONS**  
 $1\ 1/16" \times 4\ 1/4" \times 16'$

**PFJ**


# CROWNS



STOCK CODE  
1673772

DIMENSIONS  
 $1\frac{1}{32}'' \times 3\frac{7}{32}'' \times 16'$

PFJ



STOCK CODE  
40M  
(1382802)

DIMENSIONS  
 $1\frac{1}{16}'' \times 4\frac{1}{4}'' \times 16'$

MDF/UL

# CROWNS




STOCK CODE	DIMENSIONS
<b>CFF1W2PMD16</b> (1318194)	$\frac{3}{4}$ " x $5\frac{1}{4}$ " x 16'
<b>24168CCRM</b> (1521614)	$1\frac{3}{16}$ " x $5\frac{1}{4}$ " x 16'

MDF/UL

<b>24168CCRPRI</b> (1521617)	$1\frac{3}{16}$ " x $5\frac{1}{4}$ " x 16'
---------------------------------	--


PRI



STOCK CODE	DIMENSIONS
<b>24136CCRPRI</b> (1533107)	$\frac{3}{4}$ " x $4\frac{1}{4}$ " x 16'

PRI


# CROWNS



STOCK CODE	DIMENSIONS
<b>49M</b> (1522021)	$\frac{9}{16}'' \times 3\frac{9}{16}'' \times 16'$
<b>MDF/UL</b>	
<b>49LJ</b> (1522020)	$\frac{9}{16}'' \times 3\frac{5}{8}'' \times 16'$
<b>PFJ</b>	
<b>49L</b> (1382883)	$\frac{1}{2}'' \times 3\frac{9}{16}'' \times 8-16'$
<b>PIN</b>	

STOCK CODE	DIMENSIONS
<b>45LM</b> (1521977)	$\frac{9}{16}'' \times 5\frac{1}{4}'' \times 16'$
<b>MDF/UL</b>	
<b>45LJ</b> (1484824)	$\frac{9}{16}'' \times 5\frac{3}{16}'' \times 16'$
<b>PFJ</b>	
<b>45L</b> (1416155)	$\frac{9}{16}'' \times 5\frac{3}{16}'' \times 8-16'$
<b>PIN</b>	
<b>9251PRI</b> (1522317)	$\frac{5}{8}'' \times 5\frac{1}{4}'' \times 16'$
<b>PRI</b>	

# CROWNS



**STOCK CODE**  
48LM  
(1522013)

**DIMENSIONS**  
 $5/8" \times 4 1/4" \times 16'$

**MDF/UL**

48LJ  
(1484844)

$9/16" \times 4 1/4" \times 16'$

47LJ  
(1462210)

$9/16" \times 4 9/16" \times 16'$

**PFJ**

48LFJ  
(1522011)


$9/16" \times 4 1/4" \times 16'$

**FJR**

48L  
(1484843)

$9/16" \times 4 1/4" \times 8-16'$

**PIN**



**STOCK CODE**  
52  
(1416201)

**DIMENSIONS**  
 $9/16" \times 2 3/4" \times 8-16'$

**PIN**


# CROWNS



**STOCK CODE**  
54  
(1522050)

**DIMENSIONS**  
 $\frac{9}{16}'' \times 2\frac{1}{4}'' \times 8-16'$

**PIN**



**STOCK CODE**  
51LJ  
(1484870)

**DIMENSIONS**  
 $\frac{9}{16}'' \times 3\frac{1}{4}'' \times 16'$

**PFJ**

**51LFJ**  
(1522036)


$\frac{9}{16}'' \times 3\frac{1}{4}'' \times 16'$

**FJR**

**51L**  
(1484869)

$\frac{1}{2}'' \times 3\frac{1}{4}'' \times 8-16'$

**PIN**




**STOCK CODE**  
43M  
(1484801)

**DIMENSIONS**  
 $1'' \times 6\frac{15}{16}'' \times 16'$

**MDF/UL**

# CROWNS



**STOCK CODE**  
**24136ACRM**  
 (1521598)

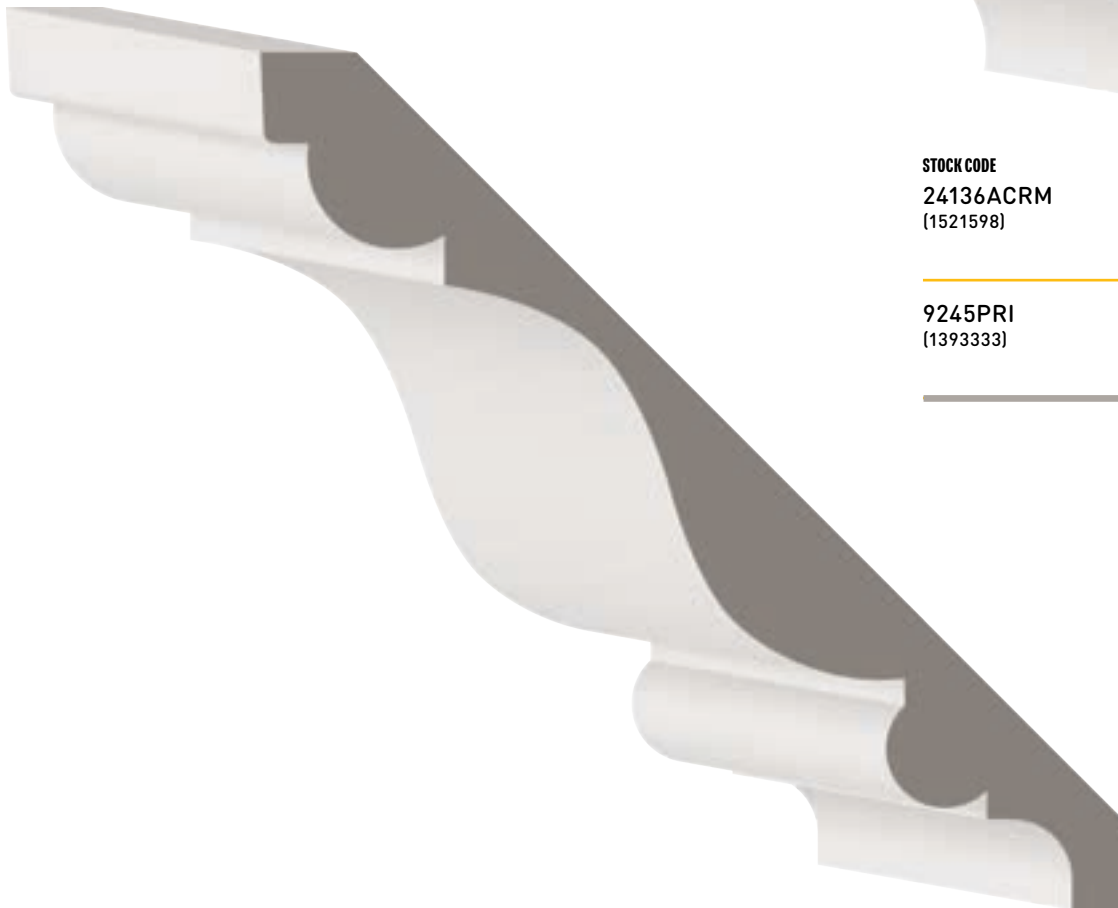
**DIMENSIONS**  
 $\frac{3}{4}'' \times 4\frac{1}{4}'' \times 16'$

**MDF/UL**

**9245PRI**  
 (1393333)

$\frac{5}{8}'' \times 4\frac{1}{4}'' \times 16'$

**PRI**



**STOCK CODE**  
**32242CRM**  
 (1626135)

**DIMENSIONS**  
 $1\frac{3}{16}'' \times 7\frac{1}{4}'' \times 16'$

**MDF/UL**




# CROWNS



**STOCK CODE**  
41M  
(1626152)

**DIMENSIONS**  
1<sup>3</sup>/<sub>16</sub>" x 6<sup>5</sup>/<sub>16</sub>" x 16'

MDF/UL



**STOCK CODE**  
24168ACRM  
(1521612)  
90M  
(1522279)

**DIMENSIONS**  
1<sup>1</sup>/<sub>16</sub>" x 5<sup>1</sup>/<sub>4</sub>" x 16'  
1<sup>1</sup>/<sub>16</sub>" x 6" x 16'

MDF/UL

# CROWNS



**STOCK CODE**  
26192CRPRI  
(1521685)

**DIMENSIONS**  
1<sup>3</sup>/<sub>16</sub>" x 6" x 16'

**PRI**



**STOCK CODE**  
CTC1W4  
(1675701)

**DIMENSIONS**  
1" x 5<sup>1</sup>/<sub>4</sub>" x 16'

**MDF/UL**



STOCK CODE	DIMENSIONS
CVS2W1PMD16 (1326328)	1 1/4" x 6 1/4" x 16'
CVS2W2PMD16 (1326331)	1 1/4" x 7 3/4" x 16'

MDF/UL

# DOOR STOPS

## DOOR STOPS

In door trim, a stop is attached to the door jamb on both sides and at the top. It is where the door comes to a rest when it is closed, stopping the door from moving any further and covering the gap that would otherwise appear between the door and the jamb. In window trim, a stop holds the bottom sash of a double-hung window in place and can also be used as an apron under window stools.



**STOCK CODE**  
877LM190  
(1522222)

**DIMENSIONS**  
1/2" x 1 3/16" x 90"

**MDF/UL**

**877LPRI**  
(1522223)

1/2" x 1 1/4" x 16'

**877LPRII98**  
(1522224)

1/2" x 1 1/4" x 98"

**PRI**



**STOCK CODE**  
887  
(1522226)

**DIMENSIONS**  
5/16" x 1 1/4" x 7-16'

**887F07**  
(1522228)

5/16" x 1 1/4" x 7'

**PIN**



**STOCK CODE**  
ZZ876PF07  
(1673357)

**DIMENSIONS**  
7/16" x 1 3/8" x 7'

**ZZ876PI102**  
(1681665)

7/16" x 1 3/8" x 102"

**PFJ**

**876F07**  
(1673361)

7/16" x 1 3/8" x 7'

**876I102**  
(1673370)

7/16" x 1 3/8" x 102"

**PIN**

## DOOR STOPS



**STOCK CODE**  
974  
(1522372)

**DIMENSIONS**  
 $\frac{3}{8}'' \times 1\frac{3}{8}'' \times 8-16'$

**PIN**



**STOCK CODE**  
887LPOP  
(1522236)

**DIMENSIONS**  
 $\frac{3}{8}'' \times 1\frac{3}{16}'' \times 6-16'$

**POP**



**STOCK CODE**  
887MF07  
(1693897)

**DIMENSIONS**  
 $\frac{3}{8}'' \times 1\frac{1}{4}'' \times 7'$

**MDF/UL**

**887LP**  
(1522234)

**DIMENSIONS**  
 $\frac{3}{8}'' \times 1\frac{1}{4}'' \times 17'$

**887LPF07**  
(1522235)

**DIMENSIONS**  
 $\frac{3}{8}'' \times 1\frac{1}{4}'' \times 7'$

**PFJ**

**876**  
(1522221)

**DIMENSIONS**  
 $\frac{7}{16}'' \times 1\frac{3}{8}'' \times 7-16'$

**885**  
(1383033)

**DIMENSIONS**  
 $\frac{3}{8}'' \times 1\frac{5}{8}'' \times 8-16'$

**PIN**



**STOCK CODE**  
936PF07  
(1383066)

**DIMENSIONS**  
 $\frac{7}{16}'' \times 1\frac{3}{8}'' \times 7'$

**PFJ**

**946**  
(1522341)

**DIMENSIONS**  
 $\frac{3}{8}'' \times 1\frac{3}{8}'' \times 7-16'$

**PIN**



**STOCK CODE**  
937MF07  
(1485098)

**DIMENSIONS**  
 $\frac{7}{16}'' \times 1\frac{1}{4}'' \times 7'$

**MDF/UL**

**937PRI**  
(1522326)

**DIMENSIONS**  
 $\frac{7}{16}'' \times 1\frac{1}{4}'' \times 16'$


**937PRIF07**  
(1522327)

**DIMENSIONS**  
 $\frac{7}{16}'' \times 1\frac{1}{4}'' \times 7'$

**937PRII102**  
(1522328)

**DIMENSIONS**  
 $\frac{7}{16}'' \times 1\frac{1}{4}'' \times 102''$

**PRI**



**STOCK CODE**  
905LP  
(1522275)

**DIMENSIONS**  
 $\frac{7}{16}'' \times 1\frac{5}{8}'' \times 16'$

**PFJ**

**906**  
(1485063)


**DIMENSIONS**  
 $\frac{7}{16}'' \times 1\frac{3}{8}'' \times 7-16'$

**905L**  
(1522274)

**DIMENSIONS**  
 $\frac{7}{16}'' \times 1\frac{5}{8}'' \times 8-16'$

**PIN**

# DOOR STOPS



**STOCK CODE**  
947MF07  
(1693905)

**DIMENSIONS**  
3/8" x 1 1/4" x 7'

**MDF/UL**

**947P**  
(1522352)

3/8" x 1 1/4" x 17'

**947PF07**  
(1522353)

3/8" x 1 1/4" x 7'

**PFJ**

**947O**  
(1522348)

3/8" x 1 3/16" x 6-16'

**O**

**947F07**  
(1485109)

3/8" x 1 1/4" x 7'

**947**  
(1522343)

3/8" x 1 1/4" x 6-16'

**PIN**



**STOCK CODE**  
952LPOP  
(1522362)

**DIMENSIONS**  
1/4" x 7/8" x 6-16'

**POP**

**909PPOP**  
(1678914)

1/4" x 7/8" x 6-16'

**PPOP**

**952LPRI**  
(1522363)

1/4" x 7/8" x 16'

**PRI**



**STOCK CODE**  
313PRIF07  
(1521736)

**DIMENSIONS**  
3/4" x 1 5/8" x 7'

**PRI**

## FLAT STOCK

Finished boards that are used for a multitude of purposes, including shelving, window ledges, base, and casing.



STOCK CODE	THICKNESS	HEIGHT	LENGTH	SPECIES
16E2EM (1382571)	2 <sup>3</sup> / <sub>32</sub> "	5-1/2"	16'	MDF/UL
18E2EM (1382613)	1 <sup>1</sup> / <sub>16</sub> "	7-1/4"	16'	MDF/UL
1496315	2 <sup>3</sup> / <sub>32</sub> "	3-1/2"	16'	MDF/UL
14E2ELM (1484349)	1 <sup>1</sup> / <sub>16</sub> "	3-1/2"	16'	MDF/UL
14S4SM (1566875)	1 <sup>1</sup> / <sub>16</sub> "	3-1/2"	16'	MDF/UL
16S4SM (1511011)	1 <sup>1</sup> / <sub>16</sub> "	5-1/2"	16'	MDF/UL
18S4SM (1511014)	1 <sup>1</sup> / <sub>16</sub> "	7-1/4"	16'	MDF/UL
110S4SM (1521204)	1 <sup>1</sup> / <sub>16</sub> "	9-1/4"	16'	MDF/UL
112S4SM (1484204)	1 <sup>1</sup> / <sub>16</sub> "	11-1/4"	16'	MDF/UL
248L (1382680)	2 <sup>1</sup> / <sub>32</sub> "	1-3/4"	6-16'	PIN
14S4S (1382510)	3/4"	3-1/2"	8-16'	PIN
14S4SF08 (1382511)	3/4"	3-1/2"	8'	PIN
14S4SF10 (1382512)	3/4"	3-1/2"	10'	PIN
14S4SF12 (1382513)	3/4"	3-1/2"	12'	PIN
14S4SF14 (1382514)	3/4"	3-1/2"	14'	PIN
14S4SF16 (1382515)	3/4"	3-1/2"	16'	PIN
16S4S (1382573)	3/4"	5-1/2"	8-16'	PIN
16S4SF08 (1382574)	3/4"	5-1/2"	8'	PIN
16S4SF10 (1382575)	3/4"	5-1/2"	10'	PIN
16S4SF12 (1382576)	3/4"	5-1/2"	12'	PIN
16S4SF14 (1382577)	3/4"	5-1/2"	14'	PIN
16S4SF16 (1382578)	3/4"	5-1/2"	16'	PIN
18S4S (1382614)	3/4"	7-1/4"	8-16'	PIN
18S4SF08 (1382615)	3/4"	7-1/4"	8'	PIN
18S4SF10 (1382616)	3/4"	7-1/4"	10'	PIN
18S4SF12 (1382617)	3/4"	7-1/4"	12'	PIN
18S4SF14 (1382618)	3/4"	7-1/4"	14'	PIN
18S4SF16 (1382619)	3/4"	7-1/4"	16'	PIN
110S4S (1382386)	3/4"	9-1/4"	8-16'	PIN
110S4SF08 (1382387)	3/4"	9-1/4"	8'	PIN
110S4SF10 (1382388)	3/4"	9-1/4"	10'	PIN
110S4SF12 (1382389)	3/4"	9-1/4"	12'	PIN
110S4SF16 (1382391)	3/4"	9-1/4"	16'	PIN
112S4S (1382411)	3/4"	11-1/4"	8-16'	PIN
112S4SF08 (1382412)	3/4"	11-1/4"	8'	PIN
112S4SF10 (1382413)	3/4"	11-1/4"	10'	PIN
112S4SF12 (1382414)	3/4"	11-1/4"	12'	PIN
112S4SF14 (1382415)	3/4"	11-1/4"	14'	PIN
112S4SF16 (1382416)	3/4"	11-1/4"	16'	PIN
546S4S (1382921)	1-3/16"	5-1/2"	8-16'	PIN

STOCK CODE	THICKNESS	HEIGHT	LENGTH	SPECIES
126S4SPOP (1521274)	1/2"	5-1/2"	8-16'	POP
128S4SPOP (1521275)	1/2"	7-1/4"	8-16'	POP
12S4SPOP (1521283)	3/4"	1-3/4"	8-16'	POP
14S4SPOPF08 (1382530)	3/4"	3-1/2"	8'	POP
14S4SPOPF10 (1382531)	3/4"	3-1/2"	10'	POP
14S4SPOPF12 (1382532)	3/4"	3-1/2"	12'	POP
14S4SPOPF14 (1382533)	3/4"	3-1/2"	14'	POP
14S4SPOPF16 (1382534)	3/4"	3-1/2"	16'	POP
14S4SPOP (1521335)	3/4"	3-1/2"	8-16'	POP
16S4SPOPF08 (1382591)	3/4"	5-1/2"	8'	POP
16S4SPOPF10 (1382592)	3/4"	5-1/2"	10'	POP
16S4SPOPF12 (1484474)	3/4"	5-1/2"	12'	POP
16S4SPOPF14 (1382594)	3/4"	5-1/2"	14'	POP
16S4SPOPF16 (1382595)	3/4"	5-1/2"	16'	POP
16S4SPOP (1521391)	3/4"	5-1/2"	8-16'	POP
18S4SPOPF10 (1382633)	3/4"	7-1/4"	10'	POP
18S4SPOPF12 (1382634)	3/4"	7-1/4"	12'	POP
18S4SPOPF08 (1472894)	3/4"	7-1/4"	8'	POP
18S4SPOPF14 (1472897)	3/4"	7-1/4"	14'	POP
18S4SPOPF16 (1484541)	3/4"	7-1/4"	16'	POP
18S4SPOP (1521457)	3/4"	7-1/4"	8-16'	POP
110S4SPOP (1382402)	3/4"	9-1/4"	8-16'	POP
110S4SPOPF08 (1382403)	3/4"	9-1/4"	8'	POP
110S4SPOPF10 (1382404)	3/4"	9-1/4"	10'	POP
110S4SPOPF12 (1382405)	3/4"	9-1/4"	12'	POP
110S4SPOPF14 (1382406)	3/4"	9-1/4"	14'	POP
110S4SPOPF16 (1382407)	3/4"	9-1/4"	16'	POP
112S4SPOPF08 (1382429)	3/4"	11-1/4"	8'	POP
112S4SPOPF10 (1382430)	3/4"	11-1/4"	10'	POP
112S4SPOPF12 (1382431)	3/4"	11-1/4"	12'	POP
112S4SPOPF14 (1382432)	3/4"	11-1/4"	14'	POP
112S4SPOPF16 (1382433)	3/4"	11-1/4"	16'	POP
112S4SPOP (1461811)	3/4"	11-1/4"	8-16'	POP
542FS4SPOP (1522068)	1-1/16"	2"	6-16'	POP
544S4SPOP (1462247)	1-1/16"	3-1/2"	6-16'	POP
546S4SPOP (1462257)	1-1/16"	5-1/2"	6-16'	POP
548S4SPOP (1462264)	1-1/16"	7-1/4"	6-16'	POP
5410S4SPOP (1462235)	1-1/16"	9-1/4"	8-16'	POP
5412S4SPOP (1462239)	1-1/16"	11-1/4"	6-16'	POP
22S4SPOP (1693529)	1-1/2"	1-1/2"	8-16'	POP

# FLAT STOCK

STOCK CODE	THICKNESS	HEIGHT	LENGTH	SPECIES
24S4SPOP (1521658)	1-1/2"	3-1/2"	8-16'	POP
26S4SPOP (1693530)	1-1/2"	5-1/2"	8-16'	POP
28S4SPOP (1521719)	1-1/2"	7-1/4"	6-16'	POP
13LS4SPRI (1521298)	1 1/16"	2-5/8"	16'	PRI
12LS4SPRIF07 (1521278)	3/4"	1-5/8"	7'	PRI
14S4SPRI (1484401)	3/4"	3-1/2"	16'	PRI
16S4SPRI (1472867)	3/4"	5-1/2"	16'	PRI
17E2EPRI (1521404)	3/4"	6-1/2"	16'	PRI
18S4SPRI (1472901)	3/4"	7-1/4"	16'	PRI
110S4SPRI (1472698)	3/4"	9-1/4"	16'	PRI
112S4SPRI (1472993)	3/4"	11-1/4"	16'	PRI
112S4SPRIF18 (1521250)	3/4"	11-1/4"	18'	PRI
112S4SFJPF16 (1521229)	3/4"	11-1/4"	16'	RFJ
251LP (1521665)	2 1/32"	1-3/8"	16'	PFJ
248LP (1382681)	2 1/32"	1-3/4"	16'	PFJ
12S4SP (1521282)	2 3/32"	1-1/2"	16'	PFJ
14S3SP (1675950)	2 3/32"	3-1/2"	16'	PFJ
16S3SP (1675951)	2 3/32"	5-1/2"	16'	PFJ
18S3SP (1675952)	2 3/32"	7-1/4"	16'	PFJ
110S3SP (1675953)	2 3/32"	9-1/4"	16'	PFJ
112S3SP (1675954)	2 3/32"	11-1/4"	16'	PFJ
544S4SXP (1522077)	1-1/16"	3-1/2"	16'	PFJ
546S4SXP (1522087)	1-1/16"	5-1/2"	16'	PFJ
548S4SXP (1522095)	1-1/16"	7-1/4"	16'	PFJ
5412S4SXP (1522066)	1-1/16"	11-1/4"	16'	PFJ
12S4SFJ (1521279)	2 3/32"	1-1/2"	16'	FJR
14S4SFJ (1415975)	2 3/32"	3-1/2"	16'	FJR
16S4SFJ (1415999)	2 3/32"	5-1/2"	16'	FJR
18S4SFJ (1416021)	2 3/32"	7-1/4"	16'	FJR
112S4SFJ (1415925)	2 3/32"	11-1/4"	16'	FJR
14S4SMAP (1521326)	3/4"	3-1/2"	6-16'	MAP
16S4SMAP (1472847)	3/4"	5-1/2"	6-16'	MAP
18S4SMAP (1521447)	3/4"	7-1/4"	6-16'	MAP
112S4SMAP (1521231)	3/4"	11-1/4"	6-16'	MAP
14S4SO (1004195)	3/4"	3-1/2"	8-16'	O
14S4SOF08 (1382520)	3/4"	3-1/2"	8'	O
14S4SOF10 (1382521)	3/4"	3-1/2"	10'	O
14S4SOF12 (1382522)	3/4"	3-1/2"	12'	O
14S4SOF16 (1382524)	3/4"	3-1/2"	16'	O
16S4SO (1064146)	3/4"	5-1/2"	8-16'	O
16S4SOF08 (1382582)	3/4"	5-1/2"	8'	O
16S4SOF10 (1382583)	3/4"	5-1/2"	10'	O
16S4SOF12 (1382584)	3/4"	5-1/2"	12'	O
16S4SOF16 (1382586)	3/4"	5-1/2"	16'	O
18S4SO (1005282)	3/4"	7-1/4"	8-16'	O
18S4SOF08 (1382623)	3/4"	7-1/4"	8'	O
18S4SOF10 (1382624)	3/4"	7-1/4"	10'	O
18S4SOF12 (1382625)	3/4"	7-1/4"	12'	O
18S4SOF14 (1382626)	3/4"	7-1/4"	14'	O

STOCK CODE	THICKNESS	HEIGHT	LENGTH	SPECIES
18S4SOF16 (1382627)	3/4"	7-1/4"	16'	O
110S4SOF08 (1382394)	3/4"	9-1/4"	8'	O
110S4SOF10 (1382395)	3/4"	9-1/4"	10'	O
110S4SOF12 (1382396)	3/4"	9-1/4"	12'	O
110S4SOF14 (1382397)	3/4"	9-1/4"	14'	O
110S4SOF16 (1382398)	3/4"	9-1/4"	16'	O
110S4SO (1461777)	3/4"	9-1/4"	8-16'	O
112S4SOF08 (1382419)	3/4"	11-1/4"	8'	O
112S4SOF10 (1382420)	3/4"	11-1/4"	10'	O
112S4SOF12 (1382421)	3/4"	11-1/4"	12'	O
112S4SOF16 (1382423)	3/4"	11-1/4"	16'	O
112S4SO (1521235)	3/4"	11-1/4"	8-16'	O
112S4SOVF16 (1521241)	3/4"	11-1/4"	16'	OV



# HAND RAILS

Hand rails provide safety, stability and support for staircases and can be paired with a decorative rosette when attached to a wall. Handrails come in many different styles and can be both plowed and unplowed.

Wall rail is attached to a wall with rail brackets along the closed side of a stairway.



**STOCK CODE**  
231FJHF18  
(1521545)

**DIMENSIONS**  
17/16" x 15/8" x 18'

FJH

231FJHF16  
(1484594)

17/16" x 15/8" x 16'

231HF16  
(1521550)

17/16" x 15/8" x 16'

H

231  
(1416033)

17/16" x 15/8" x 16'

PIN



**STOCK CODE**  
240  
(1521558)

**DIMENSIONS**  
1 1/4" x 2 1/4" x 16'

PIN



**STOCK CODE**  
55FJPF18  
(1522100)

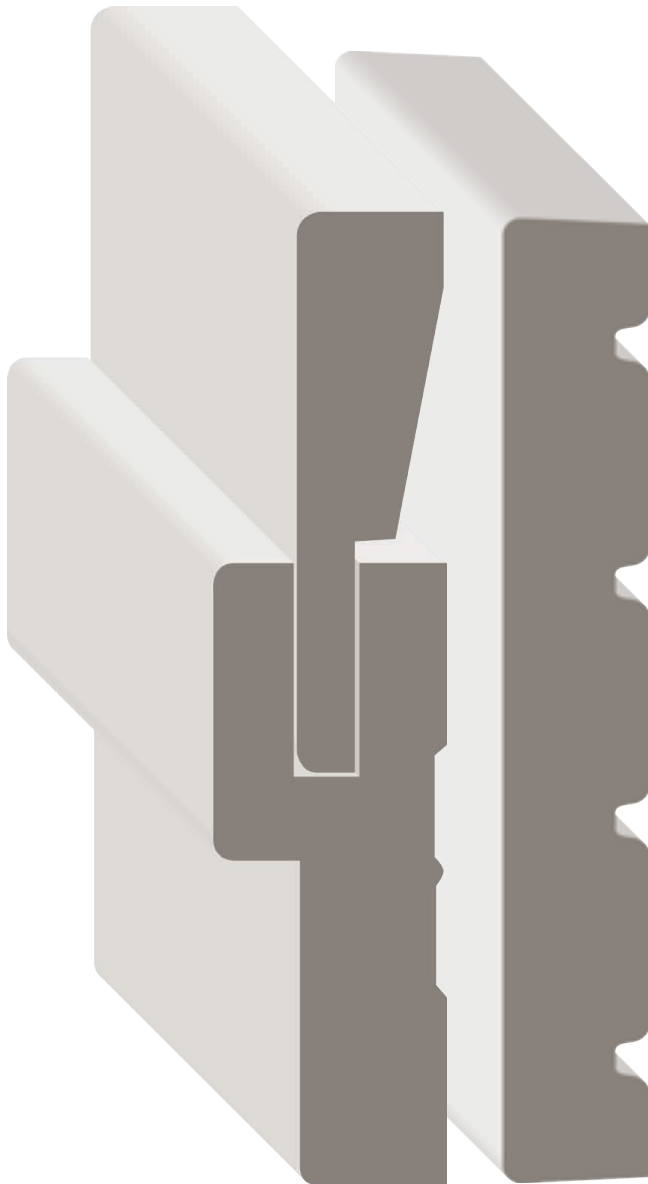
**DIMENSIONS**  
1 3/4" x 2 1/4" x 18'

RFJ

# JAMBS

## JAMBS

A jamb can refer to either a top (header) jamb or a side (leg) jamb. These are the top and sides of a door or window and often referred to as the frame that the door or sash are installed on.



### FLAT JAMBS

STOCK CODE	THICKNESS	HEIGHT	LENGTH	SPECIES
1683722	1 <sup>1</sup> / <sub>16</sub> "	4- <sup>9</sup> / <sub>16</sub> "	82- <sup>1</sup> / <sub>16</sub> "	MDF/UL
FJS481M (1532532)	1 <sup>1</sup> / <sub>16</sub> "	4- <sup>5</sup> / <sub>8</sub> "	81- <sup>11</sup> / <sub>16</sub> "	MDF/UL
1694377	1 <sup>1</sup> / <sub>16</sub> "	4- <sup>7</sup> / <sub>8</sub> "	82- <sup>1</sup> / <sub>16</sub> "	MDF/UL
1694307	1 <sup>1</sup> / <sub>16</sub> "	6- <sup>9</sup> / <sub>16</sub> "	82- <sup>1</sup> / <sub>16</sub> "	MDF/UL
FJS481PRI (1532542)	1 <sup>1</sup> / <sub>16</sub> "	4- <sup>9</sup> / <sub>16</sub> "	81- <sup>11</sup> / <sub>16</sub> "	PRI
FJS497PRI (1532552)	1 <sup>1</sup> / <sub>16</sub> "	4- <sup>9</sup> / <sub>16</sub> "	97- <sup>11</sup> / <sub>16</sub> "	PRI
FJS47881PRI (1495219)	1 <sup>1</sup> / <sub>16</sub> "	4- <sup>7</sup> / <sub>8</sub> "	81- <sup>11</sup> / <sub>16</sub> "	PRI
FJS47885PRI (1532518)	1 <sup>1</sup> / <sub>16</sub> "	4- <sup>7</sup> / <sub>8</sub> "	85- <sup>11</sup> / <sub>16</sub> "	PRI
FJS47897PRI (1532522)	1 <sup>1</sup> / <sub>16</sub> "	4- <sup>7</sup> / <sub>8</sub> "	97- <sup>11</sup> / <sub>16</sub> "	PRI
FJS681PRI (1532573)	1 <sup>1</sup> / <sub>16</sub> "	6- <sup>9</sup> / <sub>16</sub> "	81- <sup>11</sup> / <sub>16</sub> "	PRI
FJS697PRI (1532577)	1 <sup>1</sup> / <sub>16</sub> "	6- <sup>9</sup> / <sub>16</sub> "	97- <sup>11</sup> / <sub>16</sub> "	PRI
FJS4RP (1382891)	1 <sup>1</sup> / <sub>16</sub> "	4- <sup>9</sup> / <sub>16</sub> "	17'	PFJ
FJS497P (1393281)	1 <sup>1</sup> / <sub>16</sub> "	4- <sup>9</sup> / <sub>16</sub> "	97- <sup>11</sup> / <sub>16</sub> "	PFJ
FJS481J (1495225)	1 <sup>1</sup> / <sub>16</sub> "	4- <sup>9</sup> / <sub>16</sub> "	81- <sup>11</sup> / <sub>16</sub> "	PFJ
1694253	1 <sup>1</sup> / <sub>16</sub> "	4- <sup>9</sup> / <sub>16</sub> "	98- <sup>1</sup> / <sub>16</sub> "	PFJ
1694254	1 <sup>1</sup> / <sub>16</sub> "	4- <sup>9</sup> / <sub>16</sub> "	82- <sup>1</sup> / <sub>16</sub> "	PFJ
FJS47885P (1393270)	1 <sup>1</sup> / <sub>16</sub> "	4- <sup>7</sup> / <sub>8</sub> "	85- <sup>11</sup> / <sub>16</sub> "	PFJ
FJS47897P (1404785)	1 <sup>1</sup> / <sub>16</sub> "	4- <sup>7</sup> / <sub>8</sub> "	97- <sup>11</sup> / <sub>16</sub> "	PFJ
FJS47881J (1521115)	1 <sup>1</sup> / <sub>16</sub> "	4- <sup>7</sup> / <sub>8</sub> "	81- <sup>11</sup> / <sub>16</sub> "	PFJ
1694255	1 <sup>1</sup> / <sub>16</sub> "	4- <sup>7</sup> / <sub>8</sub> "	82- <sup>1</sup> / <sub>16</sub> "	PFJ
1694258	1 <sup>1</sup> / <sub>16</sub> "	4- <sup>7</sup> / <sub>8</sub> "	98- <sup>1</sup> / <sub>16</sub> "	PFJ
FJS5081P (1532560)	1 <sup>1</sup> / <sub>16</sub> "	5"	81- <sup>11</sup> / <sub>16</sub> "	PFJ
FJS5097P (1532561)	1 <sup>1</sup> / <sub>16</sub> "	5"	97- <sup>11</sup> / <sub>16</sub> "	PFJ
FJS581P (1393282)	1 <sup>1</sup> / <sub>16</sub> "	5- <sup>1</sup> / <sub>4</sub> "	81- <sup>11</sup> / <sub>16</sub> "	PFJ
FJS6P (1637735)	1 <sup>1</sup> / <sub>16</sub> "	6- <sup>9</sup> / <sub>16</sub> "	16'	PFJ
FJS681P (1532571)	1 <sup>1</sup> / <sub>16</sub> "	6- <sup>5</sup> / <sub>8</sub> "	81- <sup>11</sup> / <sub>16</sub> "	PFJ
FJS697P (1532575)	1 <sup>1</sup> / <sub>16</sub> "	6- <sup>5</sup> / <sub>8</sub> "	97- <sup>11</sup> / <sub>16</sub> "	PFJ
1694256	1 <sup>1</sup> / <sub>16</sub> "	6- <sup>5</sup> / <sub>8</sub> "	82- <sup>1</sup> / <sub>16</sub> "	PFJ
1694257	1 <sup>1</sup> / <sub>16</sub> "	6- <sup>5</sup> / <sub>8</sub> "	98- <sup>1</sup> / <sub>16</sub> "	PFJ
FJS67881P (1532564)	2 <sup>1</sup> / <sub>32</sub> "	6- <sup>7</sup> / <sub>8</sub> "	81- <sup>11</sup> / <sub>16</sub> "	PFJ
FJS67897P (1532566)	2 <sup>1</sup> / <sub>32</sub> "	6- <sup>7</sup> / <sub>8</sub> "	97- <sup>11</sup> / <sub>16</sub> "	PFJ
FJS4RFJ (1404797)	1 <sup>1</sup> / <sub>16</sub> "	4- <sup>9</sup> / <sub>16</sub> "	17'	FJR
FJS481FJ (1404800)	1 <sup>1</sup> / <sub>16</sub> "	4- <sup>9</sup> / <sub>16</sub> "	81- <sup>11</sup> / <sub>16</sub> "	FJR
FJS6RFJ (1532578)	1 <sup>1</sup> / <sub>16</sub> "	6- <sup>9</sup> / <sub>16</sub> "	17'	FJR
FJS481OVWC (1532536)	1 <sup>1</sup> / <sub>16</sub> "	4- <sup>9</sup> / <sub>16</sub> "	81- <sup>11</sup> / <sub>16</sub> "	O
FJS481VWVC (1532544)	1 <sup>1</sup> / <sub>16</sub> "	4- <sup>9</sup> / <sub>16</sub> "	81- <sup>11</sup> / <sub>16</sub> "	PV
FJS481POP (1495231)	1 <sup>1</sup> / <sub>16</sub> "	4- <sup>9</sup> / <sub>16</sub> "	81- <sup>11</sup> / <sub>16</sub> "	POP

### SPLIT JAMBS

STOCK CODE	THICKNESS	HEIGHT	LENGTH	SPECIES
SJS481WP (1404859)	1- <sup>1</sup> / <sub>16</sub> "	4- <sup>5</sup> / <sub>8</sub> "	81- <sup>11</sup> / <sub>16</sub> "	PFJ
1426537	1- <sup>1</sup> / <sub>16</sub> "	4- <sup>5</sup> / <sub>8</sub> "	97- <sup>11</sup> / <sub>16</sub> "	PFJ
ZZFJS481JSPLT (1684054)	1- <sup>1</sup> / <sub>16</sub> "	4- <sup>5</sup> / <sub>8</sub> "	81- <sup>11</sup> / <sub>16</sub> "	PFJ
<b>1674714</b>	1 <sup>1</sup> / <sub>16</sub> "	6- <sup>9</sup> / <sub>16</sub> "	80"	PFJ
SJS481WFJ (1404858)	1- <sup>1</sup> / <sub>16</sub> "	4- <sup>5</sup> / <sub>8</sub> "	81- <sup>11</sup> / <sub>16</sub> "	FJR
1404857	1- <sup>1</sup> / <sub>16</sub> "	4- <sup>5</sup> / <sub>8</sub> "	81- <sup>11</sup> / <sub>16</sub> "	PIN

## PANEL MOULDS

Baseboard caps are traditionally installed on top of an eased or square edge baseboard to add height and a decorative element



**STOCK CODE**  
2664PPOP  
(1521693)

**DIMENSIONS**  
1<sup>3</sup>/<sub>16</sub>" x 2" x 6-16'

**POP**



**STOCK CODE**  
3264PRPOP  
(1521767)

**DIMENSIONS**  
1" x 2" x 6-16'

ADJUSTABLE 1/2" X 3/4" RABBET

**POP**



**STOCK CODE**  
6PM  
(1522168)

**DIMENSIONS**  
1<sup>1</sup>/<sub>16</sub>" x 2" x 8-16'

ADJUSTABLE 1/4" X 3/4" RABBET

**PIN**

# PANEL MOULDS



**STOCK CODE**  
182P  
(1521424)


**DIMENSIONS**  
1 1/16" x 1 5/8" x 16'

**PFJ**

**182**  
(1521422)

1 1/16" x 1 5/8" x 8-16'


**PIN**



**STOCK CODE**  
2448BMFJP  
(1521624)

**DIMENSIONS**  
3/4" x 1 1/2" x 16'

**RFJ**



**STOCK CODE**  
133  
(1484308)

**DIMENSIONS**  
1 1/16" x 1 3/4" x 8-16'

**PIN**



**STOCK CODE**  
9512PRI  
(1393328)

**DIMENSIONS**  
5/8" x 1 1/2" x 16'

**PRI**



**STOCK CODE**  
9516PRI  
(1522360)

**DIMENSIONS**  
9/16" x 1 1/2" x 16'

**PRI**



**STOCK CODE**  
184P  
(1382609)

**DIMENSIONS**  
1/2" x 1 1/2" x 16'

**PFJ**


# PANEL MOULDS



**STOCK CODE**  
2664PRPOP  
(1521693)

**DIMENSIONS**  
 $1\frac{3}{16}'' \times 2'' \times 6-16'$


**POP**



**STOCK CODE**  
183  
(1382608)

**DIMENSIONS**  
 $\frac{9}{16}'' \times 1\frac{1}{8}'' \times 8-16'$

**PIN**



**STOCK CODE**  
427J  
(1484781)

**DIMENSIONS**  
 $\frac{9}{16}'' \times 1\frac{1}{8}'' \times 16'$

**PFJ**

**427**  
(1484778)

$\frac{9}{16}'' \times 1\frac{1}{8}'' \times 8-16'$

**PIN**



**STOCK CODE**  
1683348

**DIMENSIONS**  
 $1\frac{1}{32}'' \times 1\frac{1}{4}'' \times 16'$

**MDF/UL**



**STOCK CODE**  
1683564


**DIMENSIONS**  
 $\frac{5}{8}'' \times 2'' \times 16'$

**MDF/UL**

# STOOLS

## STOOLS

The window stool is the part of the window that is visible and commonly called the window sill. The sill of the window is at the bottom horizontal area of a window opening in the wall that supports the stool and is not visible once a stool has been installed.



**STOCK CODE**  
7POPWC  
(1522195)

**DIMENSIONS**  
1 1/4" x 1 5/8" x 6-16'

POP



**STOCK CODE**  
1153  
(1521253)

**DIMENSIONS**  
1 1/16" x 3 3/16" x 8-16'

PIN



**STOCK CODE**  
1021M  
(1382351)

**DIMENSIONS**  
9/16" x 5 1/4" x 16'

MDF/UL

**STOCK CODE**  
1021J  
(1382352)

**DIMENSIONS**  
1 1/16" x 5 3/16" x 16'

PFJ

# TONGUE & GROOVE PANELING

## TONGUE & GROOVE PANELING

Tongue and Groove paneling is often used in a wainscot application to decorate or cover a wall. The boards fit together edge to edge using a slot and ridge on the opposite edge.



STOCK CODE  
3454TVGP  
(1382736)

DIMENSIONS  
 $\frac{3}{4}'' \times 5\frac{3}{8}'' \times 16'$

PFJ



STOCK CODE  
584TVGH  
(1522106)

DIMENSIONS  
 $\frac{9}{16}'' \times 3\frac{1}{4}'' \times 8-20'$

H



STOCK CODE  
3834TVGPOP  
(1521874)

DIMENSIONS  
 $\frac{3}{8}'' \times 3'' \times 3-16'$

POP



STOCK CODE  
584TVGP  
(1382927)

DIMENSIONS  
 $\frac{9}{16}'' \times 3\frac{5}{16}'' \times 16'$

PFJ

# MISCELLANEOUS

## MISCELLANEOUS

### BRICK MOULD

A brick mould is mainly used as exterior casing around doors. Brick moulds can also be used in place of a crown and as a transition under window sills.



STOCK CODE	DIMENSIONS
<b>180P</b> (1382605)	1 1/4" x 2" x 17'
<b>180PF08</b> (1484492)	1 1/4" x 2" x 8'
<b>180PF10</b> (1521411)	1 1/4" x 2" x 10'
<b>180LP</b> (1521408)	1 1/4" x 2 1/4" x 17'

PFJ

<b>180</b> (1382603)	1 1/4" x 2" x 7-16'
-------------------------	---------------------

PIN

<b>PVC180-18</b> (1382607)	1 1/4" x 2" x 18'
-------------------------------	-------------------

PVC

### CHAMFER STRIP

Chamfer strips are best utilized where kitchen cabinet tops meet the walls or as a linoleum cove. Chamfer strips can also be used for window applications.




STOCK CODE	DIMENSIONS
<b>995</b> (1416339)	3/4" x 3/4" x 6-16'

PIN



### CORNERGUARD

A corner guard can be used to protect the outside edges of the wall from damage and abrasion. Corner guards come in a wide variety of sizes and detailing.



STOCK CODE	DIMENSIONS
206 (1416027)	$\frac{3}{4}'' \times \frac{3}{4}'' \times 8-16'$
205 (1394363)	$1\frac{1}{8}'' \times 1\frac{1}{8}'' \times 8-16'$
204 (1382645)	$1\frac{1}{4}'' \times 1\frac{5}{16}'' \times 8-16'$

PIN

### BULL NOSE

In door trim, a stop is attached to the door jamb on both sides and at the top. It is where the door comes to a rest when it is closed, stopping the door from moving any further and covering the gap that would otherwise appear between the door and the jamb. In window trim, a stop holds the bottom sash of a double-hung window in place and can also be used as an apron under window stools.



STOCK CODE	DIMENSIONS
953LPOP (1522364)	$\frac{3}{8}'' \times 1\frac{3}{8}'' \times 6-16'$

POP




STOCK CODE	DIMENSIONS
200WCPOP (1521478)	$\frac{3}{4}'' \times 2'' \times 6-16'$

POP

# MISCELLANEOUS

## FULL ROUND

A full round can be used for numerous purposes and projects. Some of the more common uses are closet poles, curtain rods and towel rods. Similar mouldings include half rounds and quarter rounds.



**STOCK CODE**  
233H  
(1484599)

**DIMENSIONS**  
1<sup>5</sup>/<sub>16</sub>" x 1<sup>5</sup>/<sub>16</sub>" x 6-16'

H

233  
(1416035)

1<sup>5</sup>/<sub>16</sub>" x 1<sup>5</sup>/<sub>16</sub>" x 8-16'

PIN

## HALF ROUND

Half rounds are primarily used as decorative trim or moulding. Half rounds work well as trim pieces for wallpaper or to add a decorative pattern to flat panels. This profile can also be used to put a rounded edge on various shelving.



**STOCK CODE**  
120  
(1382461)

**DIMENSIONS**  
1/2" x 1" x 8-16'

PIN

## QUARTER ROUND

A quarter round is a moulding that comes in several sizes and serves a variety of functions. Quarter Rounds are most often used with baseboards and can be useful to cover gaps where the baseboard meets the floor.



**STOCK CODE**  
106P  
(1382368)

**DIMENSIONS**  
1<sup>1</sup>/<sub>16</sub>" x 1<sup>1</sup>/<sub>16</sub>" x 16'

PFJ

108  
(1484135)

1/2" x 1/2" x 8-16'

106  
(1461763)

1<sup>1</sup>/<sub>16</sub>" x 1<sup>1</sup>/<sub>16</sub>" x 8-16'


105  
(1382360)

3/4" x 3/4" x 8-16'

PIN

## GLASS BEAD

Glass and Sash beads are small mouldings traditionally used for edging against a door or window sash, or to secure glass panels to doors and windows. They can also be used to create a decorative element while covering a gap.



**STOCK CODE**  
2323BPOP  
(1521553)

**DIMENSIONS**  
 $\frac{3}{4}'' \times \frac{3}{4}'' \times 6-16'$


POP



**STOCK CODE**  
147  
(1461895)

**DIMENSIONS**  
 $\frac{1}{2}'' \times \frac{9}{16}'' \times 8-16'$

PIN




**STOCK CODE**  
148  
(1382508)

**DIMENSIONS**  
 $\frac{3}{8}'' \times \frac{3}{8}'' \times 8-16'$

PIN

## PICTURE MOULD

A picture mould or panel moulding can be an effective and inexpensive way to frame wall paneling, paper or fabric, and add interest to walls. Picture moulds can also be called picture rail moulds or picture frame moulds and are traditionally used to hang wall art with wire on the back.



**STOCK CODE**  
273L  
(1484637)

**DIMENSIONS**  
 $\frac{5}{8}'' \times 1\frac{1}{4}'' \times 8-16'$

PIN

# MISCELLANEOUS

## SHELF EDGE/SCREEN MOULD

A very versatile profile; screen mould fits a wide variety of needs and uses. Screen mouldings are traditionally used to hold mesh screening into wood screens, they also work well as edge trim on various shelving or wood trim for wallpaper.



<b>STOCK CODE</b>	<b>DIMENSIONS</b>
142 (1415968)	1/4" x 3/4" x 8-16'

PIN

142POP (1521309)	1/4" x 3/4" x 6-16'
---------------------	---------------------

POP

## PARTING STOP

Small, rectangular profile traditionally used to separate the sashes in a double hung window.




<b>STOCK CODE</b>	<b>DIMENSIONS</b>
254 (1416042)	1/2" x 3/4" x 8-16'

PIN

## SQUARE

Small, square profile traditionally used to separate the sashes in a double hung window.



<b>STOCK CODE</b>	<b>DIMENSIONS</b>
239 (1416036)	3/4" x 3/4" x 8-16'

PIN

## LATTICE

A thin strip of flat moulding commonly used to hide seams and edges. Lattice is one of the most common pieces of moulding and can be used in a multitude of different projects.



STOCK CODE	DIMENSIONS
268 (1484635)	$\frac{1}{4}'' \times 1\frac{1}{8}'' \times 8-16'$
267 (1382690)	$\frac{1}{4}'' \times 1\frac{3}{8}'' \times 8-16'$
265 (1484630)	$\frac{1}{4}'' \times 1\frac{3}{4}'' \times 8-16'$
264 (1484629)	$\frac{1}{4}'' \times 2'' \times 8-16'$
262 (1521686)	$\frac{1}{4}'' \times 2\frac{1}{2}'' \times 8-16'$
260 (1521673)	$\frac{1}{4}'' \times 5\frac{1}{2}'' \times 8-16'$

PIN

## PLINTH BLOCK

A plinth block is a decorative moulding block installed at the bottom of a casing. A plinth block is usually thicker than a casing, and can help to enhance the appearance of casing.



STOCK CODE	DIMENSIONS
PB816POP (1532611)	$1\frac{1}{16}'' \times 3\frac{3}{4}'' \times 6\frac{1}{2}''$
PB795POP (1532609)	$1\frac{1}{16}'' \times 5\frac{1}{2}'' \times 9\frac{1}{4}''$

POP

# MISCELLANEOUS

## SHIPLAP

In interior design, shiplap is a style of wall siding characterized by long planks. They are mounted horizontally or vertically with a slight gap between.



**STOCK CODE**  
512SDNGM  
(1416193)

**DIMENSIONS**  
1/2" x 5 1/2" x 16'

**714SDNGM**  
(1675912)

**DIMENSIONS**  
1/2" x 7 1/4" x 16'

**MDF/UL**

## SKIRTBOARD

Skirt boards, also called stringers, are the lowest part of an interior wall along a stair case. Skirt boards provide a decorative element to your stairs while covering any gap between the stairs and the wall.




**STOCK CODE**  
10663SBM  
(1521188)

**DIMENSIONS**  
5/8" x 11 1/4" x 16'

**MDF/UL**

## SHINGLE/PANEL MOULDING

Shingle mould, also known as rake mould is traditionally used on the rake of a building or around exterior window frames. May also be used in applications similar to panel moulds.



**STOCK CODE**  
210P  
(1382653)

**DIMENSIONS**  
1 1/16" x 1 5/8" x 16'

**PFJ**



**METRIE**  
complete.

**Pre-Painted Interior Moulding.  
No Painting Required.**



[METRIE.COM/METRIE-COMPLETE](https://www.metrie.com/metrie-complete)



# METRIE complete.

Metrie Complete® pre-painted mouldings are specially formulated for durability and provide a beautifully smooth, consistent color for professional results.

This patented solution, combined with Metrie's strong distribution and service model, helps builders and contractors save money and increase margins.



## SAVES TIME

Ready to install, pre-painted moulding reduces the number of steps required for installation and allows faster access to the site by other trades.



## SAVES MONEY

Metrie Complete® eliminates the cost of additional labor and supplied while lowering financial costs due to earlier closing.



## HIGH QUALITY

Factory finished, smooth surface and color matching system ensures professional results every time.

**YOUR  
PRE-PAINTED,  
READY TO  
INSTALL  
MOULDING  
SOLUTION**

## THE DIFFERENCE IS IN THE DETAILS

- Factory finished, high-quality coating is engineered to enhance durability.
- All moulding products and accessories are Polar White in color for a consistent appearance.
- Non-metal marking finish provides a good protection in handling and transport.
- UV inhibitors, added to the top coat, prevent color variation.
- Color-matched to ensure the perfect match across all moulding elements. (Polar White Color)
- Special additives allow the paint to flex - minimizing paint cracking when moulding is handled.
- Touch-up products are available with everything you need to finish the job.



# BASEBOARDS



METRIE COMPLETE  
MTEK623  
(1011022)

DIMENSIONS  
 $1/2" \times 3 1/4" \times 16'$

POLAR WHITE

MDF /COM



METRIE COMPLETE  
1683279  
POLAR WHITE

DIMENSIONS  
 $1/2" \times 4 1/4" \times 16'$   
MDF /COM



METRIE COMPLETE  
1682407  
POLAR WHITE

DIMENSIONS  
 $1/2" \times 4 1/4" \times 16'$   
MDF /COM

# METRIE COMPLETE

## BASEBOARD SHOES



**METRIE COMPLETE**  
1692043  
**POLAR WHITE**


**DIMENSIONS**  
1/2" x 3/4" x 16'  
**PFJ /COM**

## CASINGS



**METRIE COMPLETE**  
MTEK356  
(1556496)  
MTEK35607  
(1556497)  
**POLAR WHITE**


**DIMENSIONS**  
9/16" x 2 1/4" x 16'  
9/16" x 2 1/4" x 7'  
**MDF /COM**



**METRIE COMPLETE**  
1692938  
1682877  
**POLAR WHITE**

**DIMENSIONS**  
1 9/32" x 2 1/4" x 7'  
1 9/32" x 2 1/4" x 14'  
**MDF /COM**

# METRIE COMPLETE



**METRIE COMPLETE**  
1677211  
**POLAR WHITE**

**DIMENSIONS**  
 $1\frac{1}{16}'' \times 3\frac{1}{4}'' \times 16'$   
**MDF /COM**



**METRIE COMPLETE**  
MTEK473  
(1588769)  
1005680  
**POLAR WHITE**

**DIMENSIONS**  
 $\frac{9}{16}'' \times 2\frac{1}{4}'' \times 16'$   
 $\frac{9}{16}'' \times 2\frac{1}{4}'' \times 7'$   
**MDF /COM**

## FLAT STOCK




**METRIE COMPLETE**  
MTEK108  
(1556494)  
MTEK1/04  
(1611361)  
MTEK104  
(1329017)  
**POLAR WHITE**

**DIMENSIONS**  
 $1\frac{1}{16}'' \times 7\frac{1}{4}'' \times 16'$   
 $1\frac{1}{2}'' \times 3\frac{1}{2}'' \times 16'$   
 $1\frac{1}{16}'' \times 3\frac{1}{2}'' \times 16'$   
**MDF /COM**

# METRIE COMPLETE

## FLAT JAMBS



**METRIE COMPLETE**  
**MTEKJ49D**  
 (1556509)  
**POLAR WHITE**

**DIMENSIONS**  
 $1\frac{3}{16}'' \times 4\frac{9}{16}'' \times 81\frac{5}{8}''$   
**MDF /COM**



**METRIE COMPLETE**  
**1682798**  
**POLAR WHITE**

**DIMENSIONS**  
 $\frac{23}{32}'' \times 4\frac{9}{16}'' \times 81\frac{11}{16}''$   
**MDF /COM**

## DOOR STOPS



**METRIE COMPLETE**  
**1682797**  
**POLAR WHITE**

**DIMENSIONS**  
 $\frac{3}{8}'' \times 1\frac{1}{4}'' \times 7'$   
**MDF /COM**

# BULL NOSE




METRIE COMPLETE  
MTEK9532  
(1556504)

DIMENSIONS  
7/16" x 1 1/4" x 12'

POLAR WHITE

MDF /COM

# SKIRT BOARDS



METRIE COMPLETE  
1693701  
1693702

DIMENSIONS  
1/2" x 9 1/4" x 10'  
1/2" x 9 1/4" x 16'

POLAR WHITE

MDF /COM

# METRIE COMPLETE

## ACCESSORIES

Finish your project with polar white accessories for professional results. Won't fade or discolor.

### METRIE COMPLETE® POLAR WHITE SPRAY ENAMEL

Spray Enamel is a color and sheen matched, halo-resisting paint that is used to hide any pre-filled nail holes or miters. The quick-dry formula sprays on evenly and blends with the pre-painted moulding for a flawless finish.



STOCK CODE  
MTEKSPRAY  
(1556516)

### METRIE COMPLETE® POLAR WHITE WAX FILL STICK

Color-matched for use with Metrie Complete® pre-painted products. Our Premium Wax Filler is a quick and easy way to fill in nail holes after installation. It is also ideal for touching up any future blemishes that may occur over the life of the moulding.



STOCK CODE  
MTEKSTICK  
(1556517)

### METRIE COMPLETE® POLAR WHITE CAULKING

Color-matched for use with Metrie Complete® pre-painted products. This sealant should be used to fill joints and gaps between the walls and edges of the trim after the installation.



STOCK CODE  
MTEKCAULK  
(1677701)

### METRIE COMPLETE® POLAR WHITE PUTTY FILLER - 4OZ

Color-matched for use with Metrie Complete® pre-painted products. Our Premium Finishing Putty is a quick and easy way to fill minor seams and voids or to make small cosmetic repairs.



STOCK CODE  
MTEKPUTTY  
(1689835)

**METRIE COMPLETE®**  
**SCRAPER CARD**

Scraper card used to remove excess product from Metrie Complete® mouldings and boards.



**STOCK CODE**  
**MTEKSCRAPER**  
(1556515)

---

**METRIE COMPLETE®**  
**BUFFING PAD**

Buffing pad can be used to remove excess wax from the face of the trim.



**STOCK CODE**  
**MTEKBUFFPAD**  
(1588773)

---





# INDEX

STOCK CODE	PROFILE TYPE	DIMENSIONS	SPECIES	PAGE	STOCK CODE	PROFILE TYPE	DIMENSIONS	SPECIES	PAGE
1005680	Casings	9/16" x 2-1/4" x 7'	MDF/COM	83	110S4S (1382386)	Flat Stock	3/4" x 9-1/4" x 8-16'	PIN	63
1064587	Casings	11/16" x 3-1/4" x 8'	MDF/UL	35	110S4SF08 (1382387)	Flat Stock	3/4" x 9-1/4" x 8'	PIN	63
1404857	Split Jambs	1-1/16" x 4-5/8" x 81-11/16"	PIN	66	110S4SF10 (1382388)	Flat Stock	3/4" x 9-1/4" x 10'	PIN	63
1426537	Split Jambs	1-1/16" x 4-5/8" x 97-11/16"	PFJ	66	110S4SF12 (1382389)	Flat Stock	3/4" x 9-1/4" x 12'	PIN	63
1484867	Crowns	9/16" x 4-1/4" x 16'	MDF/UL	50	110S4SF16 (1382391)	Flat Stock	3/4" x 9-1/4" x 16'	PIN	63
1496315	Flat Stock	23/32" x 3-1/2" x 16'	MDF/UL	63	110S4SM (1521204)	Flat Stock	11/16" x 9-1/4" x 16'	MDF/UL	63
1544824	Shoes	15/32" x 1-1/2" x 16'	PRI	24	110S4SO (1461777)	Flat Stock	3/4" x 9-1/4" x 8-16'	O	64
1673351	Caps	3/4" x 1" x 8-16'	PIN	23	110S4SOF08 (1382394)	Flat Stock	3/4" x 9-1/4" x 8'	O	64
1673772	Crowns	17/32" x 3-7/32" x 16'	PFJ	51	110S4SOF10 (1382395)	Flat Stock	3/4" x 9-1/4" x 10'	O	64
1674714	Split Jambs	11/16" x 6-9/16" x 80"	PFJ	66	110S4SOF12 (1382396)	Flat Stock	3/4" x 9-1/4" x 12'	O	64
1677211	Casings	11/16" x 3-1/4" x 16'	MDF/COM	83	110S4SOF14 (1382397)	Flat Stock	3/4" x 9-1/4" x 14'	O	64
1680072	Baseboards	5/8" x 4-1/4" x 16'	MDF/UL	22	110S4SOF16 (1382398)	Flat Stock	3/4" x 9-1/4" x 16'	O	64
1680076	Casings	3/4" x 2-3/4" x 16'	MDF/UL	44	110S4SPOP (1382402)	Flat Stock	3/4" x 9-1/4" x 8-16'	POP	63
1682407	Baseboards	1/2" x 4-1/4" x 16'	MDF/COM	81	110S4SPOP08 (1382403)	Flat Stock	3/4" x 9-1/4" x 8'	POP	63
1682797	Door Stops	3/8" x 1-1/4" x 7"	MDF/COM	84	110S4SPOP10 (1382404)	Flat Stock	3/4" x 9-1/4" x 10'	POP	63
1682798	Flat Jambs	23/32" x 4-9/16" x 81-11/16"	MDF/COM	84	110S4SPOP12 (1382405)	Flat Stock	3/4" x 9-1/4" x 12'	POP	63
1682877	Casings	19/32" x 2-1/4" x 14'	MDF/COM	82	110S4SPOP14 (1382406)	Flat Stock	3/4" x 9-1/4" x 14'	POP	63
1683279	Baseboards	1/2" x 4-1/4" x 16'	MDF/COM	81	110S4SPOP16 (1382407)	Flat Stock	3/4" x 9-1/4" x 16'	POP	63
1683342	Baseboards	5/8" x 5-1/4" x 16'	MDF/UL	14	110S4SPRI (1472698)	Flat Stock	3/4" x 9-1/4" x 16'	PRI	64
1683343	Baseboards	5/8" x 7-1/4" x 16'	MDF/UL	14	112S3SP (1675954)	Flat Stock	23/32" x 11-1/4" x 16'	PFJ	64
1683344	Casings	3/4" x 2-3/4" x 16'	MDF/UL	43	112S4S (1382411)	Flat Stock	3/4" x 11-1/4" x 8-16'	PIN	63
1683345	Casings	3/4" x 3-1/2" x 16'	MDF/UL	43	112S4SF08 (1382412)	Flat Stock	3/4" x 11-1/4" x 8'	PIN	63
1683346	Chair Rails	5/8" x 3" x 16'	MDF/UL	45	112S4SF10 (1382413)	Flat Stock	3/4" x 11-1/4" x 10'	PIN	63
1683348	Panel Moulds	11/32" x 1-1/4" x 16'	MDF/UL	69	112S4SF12 (1382414)	Flat Stock	3/4" x 11-1/4" x 12'	PIN	63
1683560	Casings	3/4" x 3-1/4" x 16'	MDF/UL	35	112S4SF14 (1382415)	Flat Stock	3/4" x 11-1/4" x 14'	PIN	63
1683562	Baseboards	5/8" x 5-1/4" x 16'	MDF/UL	14	112S4SF16 (1382416)	Flat Stock	3/4" x 11-1/4" x 16'	PIN	63
1683564	Panel Moulds	5/8" x 2" x 16'	MDF/UL	69	112S4SFJ (1415925)	Flat Stock	23/32" x 11-1/4" x 16'	FJR	64
1683722	Flat Jambs	11/16" x 4-9/16" x 82-1/16"	MDF/UL	66	112S4SFJPF16 (1521229)	Flat Stock	3/4" x 11-1/4" x 16'	RFJ	64
1692043	Baseboard Shoes	1/2" x 3/4" x 16'	PFJ/COM	82	112S4SM (1484204)	Flat Stock	11/16" x 11-1/4" x 16'	MDF/UL	63
1692938	Casings	19/32" x 2-1/4" x 7"	MDF/COM	82	112S4SMAP (1521231)	Flat Stock	3/4" x 11-1/4" x 6-16'	MAP	64
1693701	Skirt Boards	1/2" x 9-1/4" x 10'	MDF/COM	85	112S4SO (1521235)	Flat Stock	3/4" x 11-1/4" x 8-16'	O	64
1693702	Skirt Boards	1/2" x 9-1/4" x 16'	MDF/COM	85	112S4SOF08 (1382419)	Flat Stock	3/4" x 11-1/4" x 8'	O	64
1694253	Flat Jambs	11/16" x 4-9/16" x 98-1/16"	PFJ	66	112S4SOF10 (1382420)	Flat Stock	3/4" x 11-1/4" x 10'	O	64
1694254	Flat Jambs	11/16" x 4-9/16" x 82-1/16"	PFJ	66	112S4SOF12 (1382421)	Flat Stock	3/4" x 11-1/4" x 12'	O	64
1694255	Flat Jambs	11/16" x 4-7/8" x 82-1/16"	PFJ	66	112S4SOF16 (1382423)	Flat Stock	3/4" x 11-1/4" x 16'	O	64
1694256	Flat Jambs	11/16" x 6-5/8" x 82-1/16"	PFJ	66	112S4SOVF16 (1521241)	Flat Stock	3/4" x 11-1/4" x 16'	OV	64
1694257	Flat Jambs	11/16" x 6-5/8" x 98-1/16"	PFJ	66	112S4SPOP (1461811)	Flat Stock	3/4" x 11-1/4" x 8-16'	POP	63
1694258	Flat Jambs	11/16" x 4-7/8" x 98-1/16"	PFJ	66	112S4SPOP08 (1382429)	Flat Stock	3/4" x 11-1/4" x 8'	POP	63
1694307	Flat Jambs	11/16" x 6-9/16" x 82-1/16"	MDF/UL	66	112S4SPOP10 (1382430)	Flat Stock	3/4" x 11-1/4" x 10'	POP	63
1694377	Flat Jambs	11/16" x 4-7/8" x 82-1/16"	MDF/UL	66	112S4SPOP12 (1382431)	Flat Stock	3/4" x 11-1/4" x 12'	POP	63
100 (1382340)	Coves	11/16" x 11/16" x 8-16'	PIN	46	112S4SPOP14 (1382432)	Flat Stock	3/4" x 11-1/4" x 14'	POP	63
1002PRI (1521161)	Casings	3/4" x 3" x 174"	PRI	28	112S4SPOP16 (1382433)	Flat Stock	3/4" x 11-1/4" x 16'	POP	63
100P (1448202)	Coves	11/16" x 11/16" x 16'	PFJ	46	112S4SPRI (1472993)	Flat Stock	3/4" x 11-1/4" x 16'	PRI	64
101 (1484114)	Coves	1/2" x 1/2" x 8-16'	PIN	46	112S4SPRIF18 (1521250)	Flat Stock	3/4" x 11-1/4" x 18'	PRI	64
1015SM (1010314)	Casings	5/8" x 3-1/2" x 16'	MDF/UL	27	1153 (1521253)	Stools	11/16" x 3-3/16" x 8-16'	PIN	70
1016POP (1521170)	Back Bands	3/4" x 1" x 6-16'	POP	9	120 (1382461)	Half Rounds	1/2" x 1" x 8-16'	PIN	74
1021J (1382352)	Stools	11/16" x 5-3/16" x 16'	PFJ	70	126 (1461861)	Shoes	1/2" x 3/4" x 8-16'	PIN	24
1021M (1382351)	Stools	9/16" x 5-1/4" x 16'	MDF/UL	70	126F08 (1382466)	Shoes	1/2" x 3/4" x 8'	PIN	24
105 (1382360)	Quarter Rounds	3/4" x 3/4" x 8-16'	PIN	74	126J (1521266)	Shoes	1/2" x 3/4" x 16'	PFJ	24
106 (1461763)	Quarter Rounds	11/16" x 11/16" x 8-16'	PIN	74	126O (1394234)	Shoes	1/2" x 3/4" x 8-16'	O	24
10663SBM (1521188)	Skirt Boards	5/8" x 11-1/4" x 16'	MDF/UL	78	126POP (1484260)	Shoes	1/2" x 3/4" x 6-16'	POP	24
106P (1382368)	Quarter Rounds	11/16" x 11/16" x 16'	PFJ	74	126S4SPOP (1521274)	Flat Stock	1/2" x 5-1/2" x 8-16'	POP	63
108 (1484135)	Quarter Rounds	1/2" x 1/2" x 8-16'	PIN	74	128S4SPOP (1521275)	Flat Stock	1/2" x 7-1/4" x 8-16'	POP	63
110S3SP (1675953)	Flat Stock	23/32" x 9-1/4" x 16'	PFJ	64	129P (1382479)	Shoes	7/16" x 11/16" x 16'	PFJ	24

# INDEX

STOCK CODE	PROFILE TYPE	DIMENSIONS	SPECIES	PAGE
12LS4SPRIF07 (1521278)	Flat Stock	3/4" x 1-5/8" x 7'	PRI	64
12S4SFJ (1521279)	Flat Stock	23/32" x 1-1/2" x 16'	FJR	64
12S4SP (1521282)	Flat Stock	23/32" x 1-1/2" x 16'	PFJ	64
12S4SPOP (1521283)	Flat Stock	3/4" x 1-3/4" x 8-16'	POP	63
130P (1521294)	Casings	11/16" x 3-1/2" x 16'	PFJ	37
133 (1484308)	Panel Moulds	11/16" x 1-3/4" x 8-16'	PIN	68
13LS4SPRI (1521298)	Flat Stock	11/16" x 2-5/8" x 16'	PRI	64
142 (1415968)	Screen Moulds	1/4" x 3/4" x 8-16'	PIN	76
142POP (1521309)	Screen Moulds	1/4" x 3/4" x 6-16'	POP	76
147 (1461895)	Beads	1/2" x 9/16" x 8-16'	PIN	75
148 (1382508)	Beads	3/8" x 3/8" x 8-16'	PIN	75
14E2ELM (1484349)	Casings	11/16" x 3-1/2" x 16'	MDF/UL	27
14S3SP (1675950)	Flat Stock	23/32" x 3-1/2" x 16'	PFJ	64
14S4S (1382510)	Flat Stock	3/4" x 3-1/2" x 8-16'	PIN	63
14S4SF08 (1382511)	Flat Stock	3/4" x 3-1/2" x 8'	PIN	63
14S4SF10 (1382512)	Flat Stock	3/4" x 3-1/2" x 10'	PIN	63
14S4SF12 (1382513)	Flat Stock	3/4" x 3-1/2" x 12'	PIN	63
14S4SF14 (1382514)	Flat Stock	3/4" x 3-1/2" x 14'	PIN	63
14S4SF16 (1382515)	Flat Stock	3/4" x 3-1/2" x 16'	PIN	63
14S4SFJ (1415975)	Flat Stock	23/32" x 3-1/2" x 16'	FJR	64
14S4SM (1566875)	Flat Stock	11/16" x 3-1/2" x 16'	MDF/UL	63
14S4SMAP (1521326)	Flat Stock	3/4" x 3-1/2" x 6-16'	MAP	64
14S4SO (1004195)	Flat Stock	3/4" x 3-1/2" x 8-16'	O	64
14S4SOF08 (1382520)	Flat Stock	3/4" x 3-1/2" x 8'	O	64
14S4SOF10 (1382521)	Flat Stock	3/4" x 3-1/2" x 10'	O	64
14S4SOF12 (1382522)	Flat Stock	3/4" x 3-1/2" x 12'	O	64
14S4SOF16 (1382524)	Flat Stock	3/4" x 3-1/2" x 16'	O	64
14S4SPOP (1521335)	Flat Stock	3/4" x 3-1/2" x 8-16'	POP	63
14S4SPOPF08 (1382530)	Flat Stock	3/4" x 3-1/2" x 8'	POP	63
14S4SPOPF10 (1382531)	Flat Stock	3/4" x 3-1/2" x 10'	POP	63
14S4SPOPF12 (1382532)	Flat Stock	3/4" x 3-1/2" x 12'	POP	63
14S4SPOPF14 (1382533)	Flat Stock	3/4" x 3-1/2" x 14'	POP	63
14S4SPOPF16 (1382534)	Flat Stock	3/4" x 3-1/2" x 16'	POP	63
14S4SPRI (1484401)	Flat Stock	3/4" x 3-1/2" x 16'	PRI	64
163E7M (1382541)	Baseboards	9/16" x 7-1/4" x 16'	MDF/UL	15
163EM (1521354)	Baseboards	9/16" x 5-1/4" x 16'	MDF/UL	15
163P (1382557)	Caps	11/16" x 1-3/8" x 16'	PFJ	23
166L (1521363)	Caps	11/16" x 1-1/4" x 6-16'	PIN	23
166P (1382566)	Caps	5/8" x 1-1/4" x 16'	PFJ	23
16E2EM (1382571)	Flat Stock	23/32" x 5-1/2" x 16'	MDF/UL	63
16S3SP (1675951)	Flat Stock	23/32" x 5-1/2" x 16'	PFJ	64
16S4S (1382573)	Flat Stock	3/4" x 5-1/2" x 8-16'	PIN	63
16S4SF08 (1382574)	Flat Stock	3/4" x 5-1/2" x 8'	PIN	63
16S4SF10 (1382575)	Flat Stock	3/4" x 5-1/2" x 10'	PIN	63
16S4SF12 (1382576)	Flat Stock	3/4" x 5-1/2" x 12'	PIN	63
16S4SF14 (1382577)	Flat Stock	3/4" x 5-1/2" x 14'	PIN	63
16S4SF16 (1382578)	Flat Stock	3/4" x 5-1/2" x 16'	PIN	63
16S4SFJ (1415999)	Flat Stock	23/32" x 5-1/2" x 16'	FJR	64
16S4SM (1511011)	Flat Stock	11/16" x 5-1/2" x 16'	MDF/UL	63
16S4SMAP (1472847)	Flat Stock	3/4" x 5-1/2" x 6-16'	MAP	64
16S4SO (1064146)	Flat Stock	3/4" x 5-1/2" x 8-16'	O	64
16S4SOF08 (1382582)	Flat Stock	3/4" x 5-1/2" x 8'	O	64
16S4SOF10 (1382583)	Flat Stock	3/4" x 5-1/2" x 10'	O	64
16S4SOF12 (1382584)	Flat Stock	3/4" x 5-1/2" x 12'	O	64

STOCK CODE	PROFILE TYPE	DIMENSIONS	SPECIES	PAGE
16S4SOF16 (1382586)	Flat Stock	3/4" x 5-1/2" x 16'	O	64
16S4SPOP (1521391)	Flat Stock	3/4" x 5-1/2" x 8-16'	POP	63
16S4SPOPF08 (1382591)	Flat Stock	3/4" x 5-1/2" x 8'	POP	63
16S4SPOPF10 (1382592)	Flat Stock	3/4" x 5-1/2" x 10'	POP	63
16S4SPOPF12 (1484474)	Flat Stock	3/4" x 5-1/2" x 12'	POP	63
16S4SPOPF14 (1382594)	Flat Stock	3/4" x 5-1/2" x 14'	POP	63
16S4SPOPF16 (1382595)	Flat Stock	3/4" x 5-1/2" x 16'	POP	63
16S4SPRI (1472867)	Flat Stock	3/4" x 5-1/2" x 16'	PRI	64
17E2EPRI (1521404)	Flat Stock	3/4" x 6-1/2" x 16'	PRI	64
180 (1382603)	Brick Moulds	1-1/4" x 2" x 7-16'	PIN	72
180LP (1521408)	Brick Moulds	1-1/4" x 2-1/4" x 17'	PFJ	72
180P (1382605)	Brick Moulds	1-1/4" x 2" x 17'	PFJ	72
180PF08 (1484492)	Brick Moulds	1-1/4" x 2" x 8'	PFJ	72
180PF10 (1521411)	Brick Moulds	1-1/4" x 2" x 10'	PFJ	72
182 (1521422)	Panel Moulds	11/16" x 1-5/8" x 8-16'	PIN	68
182P (1521424)	Panel Moulds	11/16" x 1-5/8" x 16'	PFJ	68
183 (1382608)	Panel Moulds	9/16" x 1-1/8" x 8-16'	PIN	69
184P (1382609)	Panel Moulds	1/2" x 1-1/2" x 16'	PFJ	68
18E2EM (1382613)	Flat Stock	11/16" x 7-1/4" x 16'	MDF/UL	63
18M112ULCAM (1485125)	Casings	11/16" x 3-1/2" x 16'	MDF/UL	36
18S3SP (1675952)	Flat Stock	23/32" x 7-1/4" x 16'	PFJ	64
18S4S (1382614)	Flat Stock	3/4" x 7-1/4" x 8-16'	PIN	63
18S4SF08 (1382615)	Flat Stock	3/4" x 7-1/4" x 8'	PIN	63
18S4SF10 (1382616)	Flat Stock	3/4" x 7-1/4" x 10'	PIN	63
18S4SF12 (1382617)	Flat Stock	3/4" x 7-1/4" x 12'	PIN	63
18S4SF14 (1382618)	Flat Stock	3/4" x 7-1/4" x 14'	PIN	63
18S4SF16 (1382619)	Flat Stock	3/4" x 7-1/4" x 16'	PIN	63
18S4SFJ (1416021)	Flat Stock	23/32" x 7-1/4" x 16'	FJR	64
18S4SM (1511014)	Flat Stock	11/16" x 7-1/4" x 16'	MDF/UL	63
18S4SMAP (1521447)	Flat Stock	3/4" x 7-1/4" x 6-16'	MAP	64
18S4SO (1005282)	Flat Stock	3/4" x 7-1/4" x 8-16'	O	64
18S4SOF08 (1382623)	Flat Stock	3/4" x 7-1/4" x 8'	O	64
18S4SOF10 (1382624)	Flat Stock	3/4" x 7-1/4" x 10'	O	64
18S4SOF12 (1382625)	Flat Stock	3/4" x 7-1/4" x 12'	O	64
18S4SOF14 (1382626)	Flat Stock	3/4" x 7-1/4" x 14'	O	64
18S4SOF16 (1382627)	Flat Stock	3/4" x 7-1/4" x 16'	O	64
18S4SPOP (1521457)	Flat Stock	3/4" x 7-1/4" x 8-16'	POP	63
18S4SPOPF08 (1472894)	Flat Stock	3/4" x 7-1/4" x 8'	POP	63
18S4SPOPF10 (1382633)	Flat Stock	3/4" x 7-1/4" x 10'	POP	63
18S4SPOPF12 (1382634)	Flat Stock	3/4" x 7-1/4" x 12'	POP	63
18S4SPOPF14 (1472897)	Flat Stock	3/4" x 7-1/4" x 14'	POP	63
18S4SPOPF16 (1484541)	Flat Stock	3/4" x 7-1/4" x 16'	POP	63
18S4SPRI (1472901)	Flat Stock	3/4" x 7-1/4" x 16'	PRI	64
190DHM (1521466)	Architraves	1-1/16" x 5-5/16" x 16'	MDF/UL	8
2009 (1521472)	Baseboards	9/16" x 5-1/4" x 8-16'	PIN	22
2009J (1521473)	Baseboards	9/16" x 5-1/4" x 16'	PFJ	22
200WCPPOP (1521478)	Bull Nose	3/4" x 2" x 6-16'	POP	73
2010 (1521479)	Baseboards	9/16" x 1-5/8" x 8-16'	PIN	22
20136CBM (1484561)	Baseboards	9/16" x 4-1/4" x 16'	MDF/UL	13
20168CBM (1484564)	Baseboards	9/16" x 5-1/4" x 16'	MDF/UL	13
20168EBM (1484565)	Baseboards	9/16" x 5-1/4" x 16'	MDF/UL	19
20232CBM (1521489)	Baseboards	9/16" x 7-1/4" x 16'	MDF/UL	13
20232EBM (1484570)	Baseboards	9/16" x 7-1/4" x 16'	MDF/UL	20
204 (1382645)	Corner Guards	1-1/4" x 1-5/16" x 8-16'	PIN	73

# INDEX

STOCK CODE	PROFILE TYPE	DIMENSIONS	SPECIES	PAGE
205 (1394363)	Corner Guards	1-1/8" x 1-1/8" x 8-16'	PIN	73
206 (1416027)	Corner Guards	3/4" x 3/4" x 8-16'	PIN	73
207M (1382651)	Baseboards	9/16" x 7-1/4" x 16'	MDF/UL	20
210P (1382653)	Shingle Moulds	11/16" x 1-5/8" x 16'	PFJ	78
2148CBPOP (1521506)	Caps	11/16" x 1-1/2" x 6-16'	POP	23
2153M (1394376)	Crowns	3/4" x 5-1/4" x 16'	MDF/UL	49
215M (1521508)	Casings	11/16" x 3-1/2" x 16'	MDF/UL	41
2254SPOP (1693529)	Flat Stock	1-1/2" x 1-1/2" x 8-16'	POP	64
231 (1416033)	Hand Rails	1-7/16" x 1-5/8" x 16'	PIN	65
231FJHF16 (1484594)	Hand Rails	1-7/16" x 1-5/8" x 16'	H	65
231FJHF18 (1521545)	Hand Rails	1-7/16" x 1-5/8" x 18'	FJH	65
231HF16 (1521550)	Hand Rails	1-7/16" x 1-5/8" x 16'	H	65
2323BPOP (1521553)	Beads	3/4" x 3/4" x 6-16'	POP	75
233 (1416035)	Full Rounds	1-5/16" x 1-5/16" x 8-16'	PIN	74
233H (1484599)	Full Rounds	1-5/16" x 1-5/16" x 6-16'	H	74
239 (1416036)	Squares	3/4" x 3/4" x 8-16'	PIN	76
240 (1521558)	Hand Rails	1-1/4" x 2-1/4" x 16'	PIN	65
24112CAJ (1484610)	Casings	11/16" x 3-1/2" x 16'	PFJ	44
24112CAM (1521566)	Casings	11/16" x 3-1/2" x 16'	MDF/UL	44
24112CCAM (1484612)	Casings	11/16" x 3-1/2" x 16'	MDF/UL	41
24112CCLJ (1521577)	Casings	5/8" x 3-1/2" x 15'	PFJ	41
24112PCAJ (1521583)	Casings	11/16" x 3-7/16" x 16'	PFJ	42
24112PCAJ190 (1521585)	Casings	11/16" x 3-7/16" x 90"	PFJ	42
24112PCAM (1382678)	Casings	11/16" x 3-1/2" x 16'	MDF/UL	42
24112PCAM190 (1686129)	Casings	11/16" x 3-1/2" x 90"	MDF/UL	42
24136ACRM (1521598)	Crowns	3/4" x 4-1/4" x 16'	MDF/UL	56
24136CCRPRI (1533107)	Crowns	3/4" x 4-1/4" x 16'	PRI	52
24168ACRM (1521612)	Crowns	11/16" x 5-1/4" x 16'	MDF/UL	57
24168CCRM (1521614)	Crowns	13/16" x 5-1/4" x 16'	MDF/UL	52
24168CCRPRI (1521617)	Crowns	13/16" x 5-1/4" x 16'	PRI	52
2448BMFJP (1521624)	Panel Moulds	3/4" x 1-1/2" x 16'	RFJ	68
2480CBP (1394149)	Crown Enhancers	11/16" x 2-7/16" x 16'	PFJ	47
2488CAJ (1484620)	Casings	11/16" x 2-3/4"	PFJ	40
2488CAJ188 (1521641)	Casings	11/16" x 2-3/4" x 88"	PFJ	40
2488CAM (1484621)	Casings	11/16" x 2-3/4" x 16'	MDF/UL	40
248L (1382680)	Flat Stock	21/32" x 1-3/4" x 6-16'	PIN	63
248LP (1382681)	Flat Stock	21/32" x 1-3/4" x 16'	PFJ	64
2496J (1521649)	Casings	11/16" x 3" x 16'	PFJ	41
2496JI90 (1521650)	Casings	11/16" x 3" x 90"	PFJ	41
24S4SPOP (1521658)	Flat Stock	1-1/2" x 3-1/2"	POP	64
251LP (1521665)	Flat Stock	21/32" x 1-3/8" x 16'	PFJ	64
254 (1416042)	parting stop	1/2" x 3/4" x 8-16'	PIN	76
260 (1521673)	Lattice	1/4" x 5-1/2" x 8-16'	PIN	77
26192CRPRI (1521685)	Crowns	13/16" x 6" x 16'	PRI	58
262 (1521686)	Lattice	1/4" x 2-1/2" x 8-16'	PIN	77
264 (1484629)	Lattice	1/4" x 2" x 8-16'	PIN	77
265 (1484630)	Lattice	1/4" x 1-3/4" x 8-16'	PIN	77
2664PPOP (1521693)	Panel Moulds	13/16" x 2" x 6-16'	POP	67
2664PRPOP (1521693)	Panel Moulds	13/16" x 2" x 6-16'	POP	69
267 (1382690)	Lattice	1/4" x 1-3/8" x 8-16'	PIN	77
268 (1484635)	Lattice	1/4" x 1-1/8" x 8-16'	PIN	77
26S4SPOP (1693530)	Flat Stock	1-1/2" x 5-1/2" x 8-16'	POP	64
273L (1484637)	Picture Moulds	5/8" x 1-1/4" x 8-16'	PIN	75
280 (1382696)	Back Bands	11/16" x 1-1/16" x 8-16'	PIN	9

STOCK CODE	PROFILE TYPE	DIMENSIONS	SPECIES	PAGE
2808J (1521710)	Baseboards	9/16" x 4-3/16" x 16'	PFJ	13
2813J (1484644)	Baseboards	9/16" x 5-3/16" x 16'	PFJ	13
281LPRI (1521716)	Back Bands	11/16" x 1-1/8" x 16'	PRI	9
2844BBP (1521718)	Back Bands	7/8" x 1-3/8" x 16'	PFJ	9
28S4SPOP (1521719)	Flat Stock	1-1/2" x 7-1/4" x 6-16'	POP	64
313PRIF07 (1521736)	Door Stops	3/4" x 1-5/8" x 7"	PRI	62
32104CHM (1521739)	Chair Rails	1" x 3-1/4" x 16'	MDF/UL	45
32104CHPRI (1393325)	Chair Rails	1" x 3-1/4" x 16'	PRI	45
32242CRM (1626135)	Crowns	13/16" x 7-1/4" x 16'	MDF/UL	56
324 (1521753)	Casings	11/16" x 2-1/4" x 7-16'	PIN	25
324F07 (1521754)	Casings	11/16" x 2-1/4" x 7"	PIN	25
3264PRPOP (1521767)	Panel Moulds	1" x 2" x 6-16'	POP	67
327 (1382723)	Casings	11/16" x 2-1/4" x 7-16'	PIN	25
327F07 (1382724)	Casings	11/16" x 2-1/4" x 7"	PIN	25
327HO (1484668)	Casings	9/16" x 2-1/4" x 6-16'	O	25
327J (1484666)	Casings	11/16" x 2-1/4" x 14-R'	PFJ	25
329L (1521773)	Casings	9/16" x 2-3/4" x 7-16'	PIN	25
332 (1521777)	Casings	11/16" x 2-1/4" x 7-16'	PIN	31
34112HCAPRI (1521781)	Architraves	1-1/16" x 3-1/2" x 15'	PRI	6
34136CAPRI (1521783)	Architraves	1-1/16" x 4-1/4" x 17'	PRI	7
3436BBPOP (1521789)	Back Bands	1-1/8" x 1-1/16" x 6-16'	POP	9
3454TVGP (1382736)	Tongue & Groove Paneling	3/4" x 5-3/8" x 16'	PFJ	71
347FJ (1521795)	Casings	5/8" x 2-3/16" x 14'	FJR	40
347FJF07 (1673768)	Casings	5/8" x 2-3/16" x 7"	FJR	40
350LJ (1521799)	Casings	5/8" x 3-1/2" x 15'	PFJ	38
351 (1462106)	Casings	11/16" x 2-1/2" x 7-16'	PIN	30
355 (1521802)	Casings	9/16" x 2-3/4" x 7-16'	PIN	30
356 (1462115)	Casings	21/32" x 2-1/4" x 7-16'	PIN	30
356F07 (1382742)	Casings	21/32" x 2-1/4" x 7"	PIN	30
356FJ (1521812)	Casings	21/32" x 2-1/4" x 14'	FJR	30
356FJF07 (1521813)	Casings	21/32" x 2-1/4" x 7"	FJR	30
356J (1484686)	Casings	21/32" x 2-1/4" x 14'	PFJ	30
356JF07 (1484687)	Casings	21/32" x 2-1/4" x 7"	PFJ	30
356M (1382744)	Casings	5/8" x 2-1/4" x 14'	MDF/UL	30
356MF07 (1382745)	Casings	5/8" x 2-1/4" x 7"	MDF/UL	30
356XO (1009457)	Casings	5/8" x 2-1/4" x 6-16'	O	30
356XOF07 (1462122)	Casings	5/8" x 2-1/4" x 7"	O	30
360LP (1521840)	Casings	5/8" x 3-1/4" x 16'	PFJ	33
364J (1521842)	Casings	5/8" x 3-7/32" x 16'	PFJ	32
364J188 (1521844)	Casings	5/8" x 3-7/32" x 88"	PFJ	32
3652BBPOP (1521847)	Back Bands	1-1/8" x 1-5/8" x 6-16'	POP	9
366 (1382766)	Casings	11/16" x 2-1/4" x 7-16'	PIN	34
34 366F07 (1382767)	Casings	11/16" x 2-1/4" x 7"	PIN	34
366J (1484734)	Casings	11/16" x 2-1/4" x 14'	PFJ	34
366J186 (1521855)	Casings	11/16" x 2-1/4" x 86"	PFJ	34
366M (1382768)	Casings	9/16" x 2-1/4" x 14'	MDF/UL	34
366M185 (1382769)	Casings	9/16" x 2-1/4" x 85"	MDF/UL	34
368POP (1521870)	Casings	1/2" x 2-1/4" x 6-16'	POP	31
368POP07 (1007475)	Casings	1/2" x 2-1/4" x 7"	POP	31
3834TVGP (1521874)	Tongue & Groove Paneling	3/8" x 3" x 3-16'	POP	71
390 (1382794)	Chair Rails	11/16" x 2-5/8" x 8-16'	PIN	45
390J (1484754)	Chair Rails	11/16" x 2-5/8" x 16'	PFJ	45
390LM (1382795)	Chair Rails	11/16" x 2-7/16" x 16'	MDF/UL	45
40M (1382802)	Crowns	11/16" x 4-1/4" x 16'	MDF/UL	51

# INDEX

STOCK CODE	PROFILE TYPE	DIMENSIONS	SPECIES	PAGE
411M (1484763)	Casings	11/16" x 3" x 16'	MDF/UL	39
412M (1416129)	Baseboards	9/16" x 4-1/4" x 16'	MDF/UL	20
412P (1382811)	Casings	11/16" x 3-1/2" x 16'	PFJ	27
413FJ (1521894)	Casings	11/16" x 3-1/4" x 16'	FJR	27
413FJ87 (1684557)	Casings	11/16" x 3-1/4" x 87"	FJR	27
413LPRI (1521900)	Casings	3/4" x 3-1/4" x 174"	PRI	27
414P (1645815)	Crowns	11/16" x 4-1/4" x 16'	PFJ	50
41M (1626152)	Crowns	1-3/16" x 6-5/16" x 16'	MDF/UL	57
420M (1484776)	Casings	11/16" x 2-3/4" x 16'	MDF/UL	35
420MI90 (1521903)	Casings	11/16" x 2-3/4" x 90"	MDF/UL	35
421FJ (1688653)	Casings	11/16" x 3-1/4" x 16'	FJR	35
421FJ86 (1688737)	Casings	11/16" x 3-1/4" x 86"	FJR	35
421M (1484777)	Casings	11/16" x 3-1/4" x 16'	MDF/UL	35
421MI90 (1521905)	Casings	11/16" x 3-1/4" x 90"	MDF/UL	35
421J (1673376)	Casings	11/16" x 3-1/4" x 16'	PFJ	35
421JI90 (1693809)	Casings	11/16" x 3-1/4" x 90"	PFJ	35
427 (1484778)	Panel Moulds	9/16" x 1-1/8" x 8-16'	PIN	69
427J (1484781)	Panel Moulds	9/16" x 1-1/8" x 16'	PFJ	69
430FJ (1686869)	Baseboards	13/32" x 4-1/4" x 16'	FJR	12
430J (1521908)	Baseboards	13/32" x 4-1/4" x 16'	PFJ	12
430LM (1382817)	Baseboards	9/16" x 5-1/2" x 16'	MDF/UL	12
430M (1521911)	Baseboards	9/16" x 4-1/4" x 16'	MDF/UL	12
430SM (1521912)	Baseboards	1/2" x 4-1/4" x 16'	MDF/UL	11
431FJ (1688879)	Baseboards	13/32" x 5-1/4" x 16'	FJR	12
431J (1521913)	Baseboards	13/32" x 5-1/4" x 16'	PFJ	12
431M (1626196)	Baseboards	1/2" x 5-1/4" x 16'	MDF/UL	11
432 (1382818)	Casings	9/16" x 3-1/2" x 7-16'	PIN	28
432J (1382823)	Casings	9/16" x 3-1/2" x 16'	PFJ	28
432JI90 (1693810)	Casings	9/16" x 3-1/2" x 90"	PFJ	28
432L (1521918)	Baseboards	9/16" x 5-1/2" x 7-16'	PIN	11
432LM (1462170)	Baseboards	9/16" x 5-1/2" x 16'	MDF/UL	11
432M (1484791)	Casings	1/2" x 3-1/2" x 16'	MDF/UL	28
433FJ (1521927)	Casings	9/16" x 3-1/4" x 16'	FJR	26
433LM (1484796)	Baseboards	1/2" x 3-1/4" x 16'	MDF/UL	11
433LPOP (1521931)	Baseboards	7/16" x 3-1/4" x 6-16'	POP	11
433RPRI (1521933)	Casings	7/16" x 3-1/4" x 16'	PRI	28
434M (1521935)	Baseboards	1/2" x 7-1/4" x 16'	MDF/UL	11
4390 (1521936)	Casings	5/8" x 3-7/16" x 6-16'	O	32
43M (1484801)	Crowns	1" x 6-15/16" x 16'	MDF/UL	55
444 (1382833)	Casings	11/16" x 3-1/2" x 7-16'	PIN	29
444L (1521942)	Casings	11/16" x 3-1/4" x 7-16'	PIN	30
444LI90 (1521944)	Casings	11/16" x 3-1/4" x 90"	PIN	30
444LJ (1382835)	Casings	11/16" x 3-1/4" x 16'	PFJ	30
444LJI90 (1521947)	Casings	11/16" x 3-1/4" x 90"	PFJ	30
444LM (1521948)	Casings	11/16" x 3-1/4" x 16'	MDF/UL	30
444LMI90 (1484807)	Casings	11/16" x 3-1/4" x 90"	MDF/UL	30
444N (1382834)	Casings	11/16" x 3-1/4" x 6-16'	PIN	29
444NFJ (1521952)	Casings	11/16" x 3-1/4" x 16'	FJR	29
444NP (1521953)	Casings	11/16" x 3-1/4" x 15'	PFJ	29
444O (1521954)	Casings	5/8" x 3-1/4" x 6-16'	O	30
444O190 (1484814)	Casings	5/8" x 3-1/4" x 90"	O	30
445J (1521956)	Casings	11/16" x 3-1/4" x 16'	PFJ	37
445J187 (1382849)	Casings	11/16" x 3-1/4" x 87"	PFJ	37
445LM (1462186)	Casings	11/16" x 3-1/4" x 16'	MDF/UL	37

STOCK CODE	PROFILE TYPE	DIMENSIONS	SPECIES	PAGE
445LMF08 (1521961)	Casings	11/16" x 3-1/4" x 8'	MDF/UL	37
447FJ (1521965)	Casings	11/16" x 3-1/4" x 16'	FJR	39
448P (1684005)	Casings	11/16" x 3-1/4" x 17'	PFJ	32
448PI89 (1684497)	Casings	11/16" x 3-1/4" x 86"	PFJ	32
449J (1521968)	Casings	11/16" x 3-1/2" x 16'	PFJ	34
45L (1416155)	Crowns	9/16" x 5-3/16" x 8-16'	PIN	53
45LJ (1484824)	Crowns	9/16" x 5-3/16" x 16'	PFJ	53
45LM (1521977)	Crowns	9/16" x 5-1/4" x 16'	MDF/UL	53
471LM (1484829)	Casings	5/8" x 2-3/4" x 16'	MDF/UL	27
472 (1382865)	Casings	9/16" x 2-1/2" x 7-16'	PIN	26
472J (1462205)	Casings	9/16" x 2-1/2" x 16'	PFJ	26
472J186 (1681739)	Casings	9/16" x 2-1/2" x 86"	PFJ	26
472M (1521989)	Casings	9/16" x 2-1/2" x 16'	MDF/UL	26
473FJF07 (1427577)	Casings	9/16" x 2-1/4" x 7'	FJR	26
473J (1521992)	Casings	17/32" x 2-1/4" x 14'	PFJ	26
473JF07 (1637341)	Casings	17/32" x 2-1/4" x 7'	PFJ	26
473LMDF (1521994)	Casings	9/16" x 2-1/4" x 16'	MDF/UL	26
473LMF07 (1521995)	Casings	9/16" x 2-1/4" x 7'	MDF/UL	26
473POP (1521998)	Casings	9/16" x 2-1/4" x 6-16'	POP	26
473POPF07 (1521999)	Casings	9/16" x 2-1/4" x 7'	POP	26
473PRI (1522000)	Casings	9/16" x 2-1/4" x 14'	PRI	26
473PRIF07 (1522001)	Casings	9/16" x 2-1/4" x 7'	PRI	26
474J (1484835)	Casings	11/16" x 2-3/4" x 15'	PFJ	39
47LJ (1462210)	Crowns	9/16" x 4-9/16" x 16'	PFJ	54
48L (1484843)	Crowns	9/16" x 4-1/4" x 8-16'	PIN	54
48LJ (1522011)	Crowns	9/16" x 4-1/4" x 16'	FJR	54
48LJ (1484844)	Crowns	9/16" x 4-1/4" x 16'	PFJ	54
48LM (1522013)	Crowns	5/8" x 4-1/4" x 16'	MDF/UL	54
49L (1382883)	Crowns	1/2" x 3-9/16" x 8-16'	PIN	53
49LJ (1522020)	Crowns	9/16" x 3-5/8" x 16'	PFJ	53
49M (1522021)	Crowns	9/16" x 3-9/16" x 16'	MDF/UL	53
5010M (1522026)	Architraves	1-3/16" x 4-1/4" x 16'	MDF/UL	6
5015M (1677969)	Architraves	1-1/2" x 5-1/2" x 16'	MDF/UL	7
5030M (1382895)	Architraves	1-3/16" x 6-1/4" x 16'	MDF/UL	8
505M (1394567)	Crowns	1" x 7" x 16'	MDF/UL	49
51L (1484869)	Crowns	1/2" x 3-1/4" x 8-16'	PIN	55
51LFJ (1522036)	Crowns	9/16" x 3-1/4" x 16'	FJR	55
51LJ (1484870)	Crowns	9/16" x 3-1/4" x 16'	PFJ	55
512M (1496366)	baseboards	1/2" x 5-1/2" x 16'	MDF/UL	12
512SDNGM (1416193)	Shiplap	1/2" x 5-1/2" x 16'	MDF/UL	78
52 (1416201)	Crowns	9/16" x 2-3/4" x 8-16'	PIN	54
523M (1382899)	Architraves	1" x 3-1/2" x 16'	MDF/UL	6
523P (1382900)	Architraves	1-1/16" x 3-1/2" x 16'	PFJ	6
526M (1416208)	Baseboards	9/16" x 5-1/4" x 16'	MDF/UL	21
54 (1522050)	Crowns	9/16" x 2-1/4" x 16'	PIN	55
5410S4SPOP (1462235)	Flat Stock	1-1/16" x 9-1/4" x 8-16'	POP	63
5412S4SPOP (1462239)	Flat Stock	1-1/16" x 11-1/4" x 6-16'	POP	63
5412S4SXP (1522066)	Flat Stock	1-1/16" x 11-1/4" x 16'	PFJ	64
542FS4SPOP (1522068)	Flat Stock	1-1/16" x 2" x 6-16'	POP	63
544S4SPOP (1462247)	Flat Stock	1-1/16" x 3-1/2" x 6-16'	POP	63
544S4SXP (1522077)	Flat Stock	1-1/16" x 3-1/2" x 16'	PFJ	64
546S4S (1382921)	Flat Stock	1-3/16" x 5-1/2" x 8-16'	PIN	63
546S4SPOP (1462257)	Flat Stock	1-1/16" x 5-1/2" x 6-16'	POP	63
546S4SXP (1522087)	Flat Stock	1-1/16" x 5-1/2" x 16'	PFJ	64

# INDEX

STOCK CODE	PROFILE TYPE	DIMENSIONS	SPECIES	PAGE
548S4SPOP (1462264)	Flat Stock	1-1/16" x 7-1/4" x 6-16'	POP	63
548S4SXP (1522095)	Flat Stock	1-1/16" x 7-1/4" x 16'	PFJ	64
55FJPF18 (1522100)	Hand Rails	1-3/4" x 2-1/4" x 18'	RFJ	65
584TVGH (1522106)	Tongue & Groove Paneling	9/16" x 3-1/4" x 8-20'	H	71
584TVGP (1382927)	Tongue & Groove Paneling	9/16" x 3-5/16" x 16'	PFJ	71
60P (1522111)	Crowns	9/16" x 1-3/4" x 16'	PFJ	48
61 (1522112)	Baseboards	1/2" x 4-1/4"	PIN	11
618J (1462277)	Baseboards	9/16" x 5-1/4" x 16'	PFJ	17
618M (1382932)	Baseboards	1/2" x 5-1/4" x 16'	MDF/UL	17
620 (1462278)	Baseboards	9/16" x 4-1/4" x 8-16'	PIN	17
620J (1484951)	Baseboards	9/16" x 4-1/4" x 16'	PFJ	17
620LM (1484952)	Baseboards	1/2" x 4-1/4" x 16'	MDF/UL	16
6200 (1007218)	Baseboards	7/16" x 4-1/4" x 6-16'	O	16
623 (1382942)	Baseboards	9/16" x 3-1/4" x 8-16'	PIN	16
623J (1522126)	Baseboards	9/16" x 3-1/4" x 16'	PFJ	16
623M (1566985)	Baseboards	1/2" x 3-1/4" x 16'	MDF/UL	16
633LJ (1484970)	Baseboards	3/8" x 3-3/16" x 16'	PFJ	16
633LO (1522134)	Baseboards	7/16" x 3-1/4" x 6-16'	O	16
634L (1484974)	Baseboards	13/32" x 3" x 8-16'	PIN	16
634LFJ (1522137)	Baseboards	13/32" x 3" x 16'	FJR	16
634LJ (1484976)	Baseboards	13/32" x 3" x 16'	PFJ	16
634M (1039610)	Baseboards	1/2" x 3" x 16'	MDF/UL	16
636SO (1009127)	Baseboards	3/8" x 3" x 8-16'	O	16
647FJ (1522154)	Baseboards	9/16" x 5-1/4" x 16'	FJR	15
658 (1522155)	Baseboards	9/16" x 5-1/4" x 8-16'	PIN	18
658FJ (1522156)	Baseboards	9/16" x 5-1/4" x 16'	FJR	18
658P (1667811)	Baseboards	9/16" x 5-1/4" x 16'	PFJ	18
660J (1522157)	Baseboards	9/16" x 4-5/16" x 16'	PFJ	18
663J (1522159)	Baseboards	9/16" x 3-1/4" x 16'	PFJ	18
663M (1522160)	Baseboards	1/2" x 3-1/4" x 16'	MDF/UL	18
682M (1484991)	Casings	1" x 3-1/4" x 16'	MDF/UL	35
684J (1674420)	Baseboards	9/16" x 5-1/4" x 16'	PFJ	17
6PM (1522168)	Panel Moulds	11/16" x 2" x 8-16'	PIN	67
711J (1484995)	Casings	3/4" x 2-3/4" x 15'	PFJ	40
713 (1382972)	Baseboards	9/16" x 3-1/4" x 8-16'	PIN	10
713P (1382973)	Baseboards	9/16" x 3-1/4" x 16'	PFJ	10
714SDNGM (1675912)	Shiplap	1/2" x 7-1/4" x 16'	MDF/UL	78
724L (1485006)	Baseboards	7/16" x 3" x 8-16'	PIN	10
74 (1405323)	Crowns	9/16" x 1-3/4" x 8-16'	PIN	48
7POPWC (1522195)	Stools	1-1/4" x 1-5/8" x 6-16'	POP	70
876F07 (1673361)	Door Stops	7/16" x 1-3/8" x 7"	PIN	60
876102 (1673370)	Door Stops	7/16" x 1-3/8" x 102"	PIN	60
808M (1485020)	Baseboards	1/2" x 4-1/4" x 16'	MDF/UL	13
813M (1485024)	Baseboards	1/2" x 5-1/2" x 16'	MDF/UL	13
8263M (1341833)	Baseboards	9/16" x 6-1/2" x 16'	MDF/UL	21
84L (1383011)	Coves	9/16" x 2-1/4" x 8-16'	PIN	46
85 (1462367)	Coves	9/16" x 1-3/4" x 8-16'	PIN	46
876 (1522221)	Door Stops	7/16" x 1-3/8" x 7-16'	PIN	61
877LMI90 (1522222)	Door Stops	1/2" x 1-3/16" x 90"	MDF/UL	60
877LPRI (1522223)	Door Stops	1/2" x 1-1/4" x 16'	PRI	60
877LPRII98 (1522224)	Door Stops	1/2" x 1-1/4" x 98"	PRI	60
885 (1383033)	Door Stops	3/8" x 1-5/8" x 8-16'	PIN	61
887 (1522226)	Door Stops	5/16" x 1-1/4" x 7-16'	PIN	60
887F07 (1522228)	Door Stops	5/16" x 1-1/4" x 7"	PIN	60

STOCK CODE	PROFILE TYPE	DIMENSIONS	SPECIES	PAGE
887LP (1522234)	Door Stops	3/8" x 1-1/4" x 17'	PFJ	61
887LPF07 (1522235)	Door Stops	3/8" x 1-1/4" x 7"	PFJ	61
887LPPOP (1522236)	Door Stops	3/8" x 1-3/16" x 6-16'	POP	61
887MF07 (1693897)	Door Stops	3/8" x 1-1/4" x 7"	MDF/UL	61
90 (1485103)	Coves	11/16" x 1-1/8" x 8-16'	PIN	46
9000PRI (1522242)	Casings	9/16" x 2-1/4" x 14'	PRI	30
9000PRIF07 (1522243)	Casings	9/16" x 2-1/4" x 7"	PRI	30
9022PRI (1522245)	Casings	3/4" x 2-3/4" x 15'	PRI	35
9024PRI (1522248)	Casings	3/4" x 2-1/2" x 15'	PRI	38
9025PRI (1522249)	Casings	5/8" x 2-1/2" x 14'	PRI	26
9031PRI (1522255)	Casings	11/16" x 3-1/2" x 16'	PRI	41
9032PRI (1393329)	Casings	3/4" x 3-1/2" x 16'	PRI	43
9035PRI (1393332)	Casings	11/16" x 3-1/2" x 16'	PRI	42
9036PRI (1522267)	Casings	3/4" x 3-1/2" x 16'	PRI	34
9037PRI (1522268)	Casings	5/8" x 3-1/4" x 15'	PRI	29
9037PRII90 (1522270)	Casings	5/8" x 3-1/4" x 90"	PRI	29
9038PRI (1522271)	Casings	11/16" x 3-1/2" x 15'	PRI	36
905L (1522274)	Door Stops	7/16" x 1-5/8" x 8-16'	PIN	61
905LP (1522275)	Door Stops	7/16" x 1-5/8" x 16'	PFJ	61
9053M (1383045)	casings	1" x 4-1/2" x 16'	MDF/UL	32
906 (1485063)	Door Stops	7/16" x 1-3/8" x 7-16'	PIN	61
909PPOP (1678914)	Door Stops	1/4" x 7/8" x 6-16'	PPOP	62
9090M (1039485)	Casings	5/8" x 3" x 16'	MDF/UL	42
9091M (1039352)	Casings	5/8" x 3-1/2" x 16'	MDF/UL	42
90M (1522279)	Crowns	11/16" x 6" x 16'	MDF/UL	57
9130PRI (1522281)	Baseboards	1/2" x 3-1/4" x 16'	PRI	16
9135PRI (1522284)	Baseboards	3/8" x 3-1/4" x 16'	PRI	11
9140PRI (1522286)	Baseboards	1/2" x 4-1/4" x 16'	PRI	16
9141PRI (1522288)	Baseboards	5/8" x 4-1/4" x 16'	PRI	13
9142PRI (1522290)	Baseboards	7/16" x 4-5/16" x 16'	PRI	12
9144PRI (1522293)	Baseboards	3/8" x 4-1/4" x 16'	PRI	11
9145PRI (1522294)	Baseboards	21/32" x 4-1/4" x 16'	PRI	11
9151PRI (1522297)	Baseboards	5/8" x 5-1/4" x 16'	PRI	13
9152PRI (1393335)	Baseboards	5/8" x 5-1/4" x 16'	PRI	19
9157PRI (1522301)	Baseboards	3/8" x 5-3/16" x 16'	PRI	15
9171PRI (1485079)	Baseboards	5/8" x 7-1/4" x 16'	PRI	13
9172PRI (1393334)	Baseboards	5/8" x 7-1/4" x 16'	PRI	20
9245PRI (1393333)	Crowns	5/8" x 4-1/4" x 16'	PRI	56
9251PRI (1522317)	Crowns	5/8" x 5-1/4" x 16'	PRI	53
9290MDF (1626240)	Baseboards	1/2" x 5" x 16'	MDF/UL	14
9291M (1626242)	Baseboards	1/2" x 6-1/2" x 16'	MDF/UL	14
93 (1383060)	Coves	3/4" x 3/4" x 8-16'	PIN	46
936PF07 (1383066)	Door Stops	7/16" x 1-3/8" x 7"	PFJ	61
937MF07 (1485098)	Door Stops	7/16" x 1-1/4" x 7"	MDF/UL	61
937PRI (1522326)	Door Stops	7/16" x 1-1/4" x 16'	PRI	61
937PRIF07 (1522327)	Door Stops	7/16" x 1-1/4" x 7"	PRI	61
937PRII102 (1522328)	Door Stops	7/16" x 1-1/4" x 102"	PRI	61
930 (1522333)	Coves	3/4" x 3/4" x 6-16'	O	46
93PRI (1522335)	Coves	3/4" x 3/4" x 16'	PRI	46
946 (1522341)	Door Stops	3/8" x 1-3/8" x 7-16'	PIN	61
947 (1522343)	Door Stops	3/8" x 1-1/4" x 6-16'	PIN	62
947F07 (1485109)	Door Stops	3/8" x 1-1/4" x 7"	PIN	62
947MF07 (1693905)	Door Stops	3/8" x 1-1/4" x 7"	MDF/UL	62
9470 (1522348)	Door Stops	3/8" x 1-3/16" x 6-16'	O	62

# INDEX

STOCK CODE	PROFILE TYPE	DIMENSIONS	SPECIES	PAGE
947P (1522352)	Door Stops	3/8" x 1-1/4" x 17'	PFJ	62
947PF07 (1522353)	Door Stops	3/8" x 1-1/4" x 7'	PFJ	62
9512PRI (139328)	Panel Moulds	5/8" x 1-1/2" x 16'	PRI	68
9516PRI (1522360)	Panel Moulds	9/16" x 1-1/2" x 16'	PRI	68
952LPOP (1522362)	Door Stops	1/4" x 7/8" x 6-16'	POP	62
952LPRI (1522363)	Door Stops	1/4" x 7/8" x 16'	PRI	62
953LPOP (1522364)	Bull Nose	3/8" x 1-3/8" x 6-16'	POP	73
9601PRI (1522365)	Shoes	1/2" x 3/4" x 16'	PRI	24
96LPOP (1522367)	Coves	1/2" x 3/4" x 6-16'	POP	46
9701PRI (1522368)	Back Bands	3/4" x 13/16" x 16'	PRI	9
9705PRI (1522369)	Back Bands	3/4" x 1-1/16" x 16'	PRI	9
974 (1522372)	Door Stops	3/8" x 1-3/8" x 8-16'	PIN	61
97M (1383100)	Casings	1" x 3-1/2" x 16'	MDF/UL	38
9831PRI (1522376)	Casings	11/16" x 3-1/4" x 16'	PRI	36
9832PRI (1522380)	Casings	3/4" x 3-1/2" x 16'	PRI	31
9931PRI (1522391)	Casings	5/8" x 3-1/2" x 15'	PRI	33
9933PRI (1522393)	Casings	1/2" x 3-1/2" x 15'	PRI	26
995 (1416339)	Chamfer Strip	3/4" x 3/4" x 6-16'	PIN	72
CFF1B2PMD16 (1318184)	Baseboards	19/32" x 5-1/2" x 16'	MDF/UL	19
CFF1C1PMD16 (1675148)	Casings	3/4" x 2-3/4" x 16'	MDF/UL	44
CFF1C2PMD16 (1675149)	Casings	3/4" x 3-1/2" x 16'	MDF/UL	44
CFF1W2PMD16 (1318194)	Crowns	3/4" x 5-1/4" x 16'	MDF/UL	52
CTC1A1PMD12 (1322025)	Architraves	1-1/2" x 5" x 12'	MDF/UL	7
CTC1C2PMD16 (1675160)	Casings	1" x 3-1/2" x 16'	MDF/UL	28
CTC1W4 (1675701)	Crowns	1" x 5-1/4" x 16'	MDF/UL	58
CVS1B2PMD16 (1323956)	Baseboards	9/16" x 5-1/2" x 16'	MDF/UL	13
CVS1C2PMD16 (1390847)	Casings	3/4" x 3-1/2" x 16'	MDF/UL	43
CVS2B1PMD16 (1324433)	Baseboards	3/4" x 5-1/2" x 16'	MDF/UL	19
CVS2B2PMD16 (1324436)	Baseboards	3/4" x 7-1/4" x 16'	MDF/UL	19
CVS2C1PMD16 (1675700)	Casings	1" x 3-1/2" x 16'	MDF/UL	33
CVS2C2PMD16 (1391329)	Casings	1" x 4-1/2" x 16'	MDF/UL	33
CVS2W1PMD16 (1326328)	Crowns	1-1/4" x 6-1/4" x 16'	MDF/UL	59
CVS2W2PMD16 (1326331)	Crowns	1-1/4" x 7-3/4" x 16'	MDF/UL	59
FJS47881J (1521115)	Flat Jambs	11/16" x 4-7/8" x 81-11/16"	PFJ	66
FJS47881PRI (1495219)	Flat Jambs	11/16" x 4-7/8" x 81-11/16"	PRI	66
FJS47885P (1393270)	Flat Jambs	11/16" x 4-7/8" x 85-11/16"	PFJ	66
FJS47885PRI (1532518)	Flat Jambs	11/16" x 4-7/8" x 85-11/16"	PRI	66
FJS47897P (1404785)	Flat Jambs	11/16" x 4-7/8" x 97-11/16"	PFJ	66
FJS47897PRI (1532522)	Flat Jambs	11/16" x 4-7/8" x 97-11/16"	PRI	66
FJS481FJ (1404800)	Flat Jambs	11/16" x 4-9/16" x 81-11/16"	FJR	66
FJS481J (1495225)	Flat Jambs	11/16" x 4-9/16" x 81-11/16"	PFJ	66
FJS481M (1532532)	Flat Jambs	11/16" x 4-5/8" x 81-11/16"	MDF/UL	66
FJS481OVVC (1532536)	Flat Jambs	11/16" x 4-9/16" x 81-11/16"	O	66
FJS481POP (1495231)	Flat Jambs	11/16" x 4-9/16" x 81-11/16"	POP	66
FJS481PRI (1532542)	Flat Jambs	11/16" x 4-9/16" x 81-11/16"	PRI	66
FJS481WVVC (1532544)	Flat Jambs	11/16" x 4-9/16" x 81-11/16"	PV	66
FJS497P (1393281)	Flat Jambs	11/16" x 4-9/16" x 97-11/16"	PFJ	66
FJS497PRI (1532552)	Flat Jambs	11/16" x 4-9/16" x 97-11/16"	PRI	66
FJS4RFJ (1404797)	Flat Jambs	11/16" x 4-9/16" x 17'	FJR	66
FJS4RP (1382891)	Flat Jambs	11/16" x 4-9/16" x 17'	PFJ	66
FJS5081P (1532560)	Flat Jambs	11/16" x 5" x 81-11/16"	PFJ	66
FJS5097P (1532561)	Flat Jambs	11/16" x 5" x 97-11/16"	PFJ	66
FJS581P (1393282)	Flat Jambs	11/16" x 5-1/4" x 81-11/16"	PFJ	66
FJS67881P (1532564)	Flat Jambs	21/32" x 6-7/8" x 81-11/16"	PFJ	66

STOCK CODE	PROFILE TYPE	DIMENSIONS	SPECIES	PAGE
FJS67897P (1532566)	Flat Jambs	21/32" x 6-7/8" x 97-11/16"	PFJ	66
FJS681P (1532571)	Flat Jambs	11/16" x 6-5/8" x 81-11/16"	PFJ	66
FJS681PRI (1532573)	Flat Jambs	11/16" x 6-9/16" x 81-11/16"	PRI	66
FJS697P (1532575)	Flat Jambs	11/16" x 6-5/8" x 97-11/16"	PFJ	66
FJS697PRI (1532577)	Flat Jambs	11/16" x 6-9/16" x 97-11/16"	PRI	66
FJS6P (1637735)	Flat Jambs	11/16" x 6-9/16" x 16'	PFJ	66
FJS6RFJ (1532578)	Flat Jambs	11/16" x 6-9/16" x 17'	FJR	66
MTEK1/04 (1611361)	Flat Stock	1/2" x 3-1/2" x 16'	MDF/COM	83
MTEK104 (1329017)	Flat Stock	11/16" x 3-1/2" x 16'	MDF/COM	83
MTEK108 (1556494)	Flat Stock	11/16" x 7-1/4" x 16'	MDF/COM	83
MTEK356 (1556496)	Casings	9/16" x 2-1/4" x 6'	MDF/COM	82
MTEK35607 (1556497)	Casings	9/16" x 2-1/4" x 7'	MDF/COM	82
MTEK473 (1588769)	Casings	9/16" x 2-1/4" x 16'	MDF/COM	83
MTEK623 (1011022)	Baseboards	1/2" x 3-1/2" x 16'	MDF/COM	81
MTEK9532 (1556504)	Bull Nose	7/16" x 1-1/4" x 12'	MDF/COM	85
MTEKJ49D (1556509)	Flat Jambs	1-3/16" x 4-9/16" x 81-5/8"	PFJ/COM	84
PB795POP (1532609)	Plinth Blocks	1-1/16" x 5-1/2" x 9-1/4"	POP	77
PB816POP (1532611)	Plinth Blocks	1-1/16" x 3-3/4" x 6-1/2"	POP	77
PVC180-18 (1382607)	Brick Moulds	1-1/4" x 2" x 18'	PVC	72
SJS481WFJ (1404858)	Split Jambs	1-1/16" x 4-5/8" x 81-11/16"	FJR	66
SJS481WP (1404859)	Split Jambs	1-1/16" x 4-5/8" x 81-11/16"	PFJ	66
ZZ128P (1673912)	Shoes	7/16" x 3/4" x 16'	PFJ	24
ZZ433LJ (1670720)	Baseboards	7/16" x 3-1/4" x 16'	PFJ	11
ZZ7813J (1670702)	Baseboards	11/32" x 7-1/4" x 16'	PFJ	13
ZZ876PF07 (1673357)	Door Stops	7/16" x 1-3/8" x 7'	PFJ	60
ZZ876PI102 (1681665)	Door Stops	7/16" x 1-3/8" x 102"	PFJ	60
ZZFJS481JSPLT (1684054)	Split Jambs	1-1/16" x 4-5/8" x 81-11/16"	PFJ	66
MTEKBUFFPAD (1588773)	Metrie Complete®		COM	87
MTEKCAULK (1677701)	Metrie Complete®		COM	86
MTEKPUTTY (1689835)	Metrie Complete®		COM	86
MTEKSCRAPER (1556515)	Metrie Complete®		COM	87
MTEKSPRAY (1556516)	Metrie Complete®		COM	86
MTEKSTICK (1556517)	Metrie Complete®		COM	86



METRIE



## EXPLORE OTHER PRODUCTS FROM METRIE®

In addition to our vast profile assortment, we offer unique product solutions that make it easy to select and install millwork.





# METRIE

**METRIE® IS NORTH AMERICA'S LEADING MANUFACTURER AND DISTRIBUTOR OF INTERIOR MOULDINGS.**

Metrie has the broad reach and supply chain expertise of an industry leader with the personal touch of a family business. We're committed to delivering tailored solutions that make it easier to transform houses into homes.



**METRIE PRODUCTS DISTRIBUTED BY:**

**METRIE.COM**

2200 West Haven Avenue  
New Lenox, IL 60451

**T: 815.717.2660**

**F: 815.717.2651**

**Toll-free: 800.244.1348**

